

CACHE Qualification Specification

CACHE Level 3 Supporting Teaching and Learning
in Schools Qualifications Suite (QCF)

CACHE © Copyright 2013 All rights reserved worldwide.

Reproduction by **approved** CACHE centres is permissible for internal use under the following conditions:

CACHE has provided this Qualification Specification in Microsoft Word format to enable its Centres to use its content more flexibly within their own course materials. You may copy and paste any material from this document; however, CACHE does not accept any liability for any incomplete or inaccurate copying and subsequent use of this information. The use of PDF versions of our support materials on the CACHE website will ensure that correct and up-to-date information is provided to learners.

Any photographs in this publication are the exclusive property of CACHE . They are protected under copyright law and cannot be reproduced, copied or manipulated in any form. This includes the use of any image or part of an image in individual or group projects and assessment materials. All images have a signed model release.

Qualification reference numbers:

CACHE Level 3 Award in Supporting Teaching and Learning in Schools (QCF)	500/9963/2
CACHE Level 3 Certificate in Supporting Teaching and Learning in Schools (QCF)	500/9745/3
CACHE Level 3 Diploma in Specialist Support for Teaching and Learning in Schools (QCF)	501/0476/7

Published in Great Britain by CACHE

First edition	August 2010	Book code 500/9745/3/C1
First edition (Re-print)	December 2010	Book code 500/9745/3/C1
First edition (Re-print)	March 2011	Book code 500/9745/3/C1
Second edition	May 2011	Book code 500/9745/3/C2
Second edition (Re-print)	September 2011	Book code 500/9745/3/C2
Second edition (Re-print)	May 2012	Book code 500/9745/3/C2
Second edition (Re-print)	November 2012	Book code 500/9745/3/C2
Third edition	May 2013	Book code 500/9745/3/C3
Third edition (Re-print)	October 2013	Book code 500/9745/3/C3

Publication date

Version 2.0	July 2010
Version 3.0	December 2010
Version 4.0	June 2011
Version 5.0	May 2013
Version 6.0	October 2013

Publisher

Council for Awards in Care, Health and Education
Apex House
81 Camp Road
St Albans
Hertfordshire
AL1 5GB
Telephone: 0845 347 2123

Registered Company No: 2887166
Registered Charity No: 1036232

Printed in England by

Océ (UK) Limited
Océ House
Chatham Way
Brentwood
Essex
CM14 4DZ

Contents

Section 1: General introduction	5
About this Qualification Specification	6
How the qualifications work	6
Understanding learning outcomes	7
Making use of the CACHE websites	8
The Public Website	8
The Centre Secure Website	8
Section 2: About these qualifications	9
Qualification Summary	10
CACHE Level 3 Award in Supporting Teaching and Learning in Schools (QCF)	10
CACHE Level 3 Certificate in Supporting Teaching and Learning in Schools (QCF)	12
CACHE Level 3 Diploma in Specialist Support for Teaching and Learning in Schools (QCF)	14
Introduction to these qualifications	16
Rules of combination and progression	17
CACHE Level 3 Award in Supporting Teaching and Learning in Schools	18
CACHE Level 3 Certificate in Supporting Teaching and Learning in Schools	21
CACHE Level 3 Diploma in Specialist Support for Teaching and Learning in Schools	24
Unit Achievement Log	31
Mandatory units	31
Optional units	33
Section 3: Units	39
Assessment Methods	40
Unit layout	41
TDA 3.1: Communication and professional relationships with children, young people and adults	43
TDA 3.2: Schools as organisations	47
TDA 3.3: Support learning activities	53
TDA 3.4: Promote children and young people's positive behaviour	61

TDA 3.5: Develop professional relationships with children, young people and adults	69
TDA 3.6: Promote equality, diversity and inclusion in work with children and young people	75
TDA 3.7: Support assessment for learning	81
CYP Core 3.1: Understand child and young person development	87
CYP Core 3.3: Understand how to safeguard the well-being of children and young people	95
CYP Core 3.4: Support children and young people's health and safety	105
SHC 32: Engage in personal development in health, social care or children's and young people's settings	111
Section 4: Assessment and quality assurance information for tutors and assessors	117
Assessment guidance	118
Assessment strategies and principles relevant to this qualification	119
Skills for Care and Development Assessment Principles / Teaching Agency (formerly Training and Development Agency for Schools) Assessment Principles / CACHE Assessment Strategy	119
Section 5: Feedback	121
QCF Support Materials Feedback Form	123
Section 6: Documents	125
Useful documents	125
Mandatory documents	125
Section 7: Publication history	127

Section 1: General introduction

About this Qualification Specification

This Qualification Specification contains all the mandatory units and assessments you will need to complete as part of the qualification. As well as the mandatory units there is a choice of 'optional units' which form part of the qualification. These are available on our website and cachezone. Your tutor or assessor will either supply you with copies of your chosen units or direct you to the relevant page on the website so you can download them. This Specification also contains extra information for your tutor or assessor.

How the qualifications work

These qualifications are made up of units each representing a small step of learning. This allows the qualifications to be completed at your own pace.

All of the units achieved can be 'banked'. This means that if you want to take another qualification which includes the same units you do not have to take them again.

Each unit has:

- a **level** - *shows how difficult it is*
- a **credit value** - *one credit represents about 10 hours' work*
- a **unit aim** – *explains what is covered in the unit*
- **learning outcomes** – *cover what you need to do (skills) or what you need to understand (knowledge)*
- **assessment criteria** – *what you need to show (evidence)*

Each learning outcome is linked to a number of assessment criteria. Evidence must be provided for all the assessment criteria to gain the unit.

Learning outcomes The learner will:	Assessment criteria The learner can:	Evidence record e.g. page number & method	Assessor judgement achieved Initial and date
1. Understand why effective communication is important in the work setting.	1.1. Identify the different reasons people communicate.		
	1.2. Explain how communication affects relationships in the work setting.		

Example shows how outcomes and criteria are laid out in the Unit Assessment Records (UARs) in Section 3

Understanding learning outcomes

There are two main types of learning outcome:

- **Skills** that can be performed
- **Knowledge** that can be learnt.

Sometimes they can cover a combination of the two.

Competence / Skills based learning outcomes:

- generally begin with 'Be able to' and the assessment criteria usually show that the evidence must be observable
- are about being able to perform a variety of different tasks as part of your work role **within** a real work environment.

Knowledge based learning outcomes:

- generally begin with 'Know', 'Understand' or 'Know how to' and the assessment criteria will reflect that evidence can be recorded in ways other than observation, although observation remains a valid method (however, some learning outcomes could be purely knowledge based and do not need to be in the context of a work role).



For your convenience, Knowledge-only units are indicated by a lightbulb in both the Unit Achievement Log and at the top of the units.

If a unit is not marked with a lightbulb, a unit has some Skills/Competence component(s).

Making use of the CACHE websites

The CACHE websites are maintained on a regular basis and this is where the most up to date documents can be found. We strongly advise that these should be used as a resource on an on-going basis to ensure you always have the most current information.

All our qualification documents are version controlled, allowing you to check for updates or revisions.

The Public Website

Our public website address is: www.cache.org.uk and contains information that is available to everybody. It contains information about all our qualifications, including:

- Key Facts
- Qualification Specifications

There are also some other key documents that can be referred to when required. For example:

- **Complaints Procedure**
- **Appeals Process**
- **Equality and Diversity Statement** – our approach to non-discrimination
- **CACHE Statement of Values** – our values when working with children or young people

It also contains regular news updates and case studies and links to websites from other organisations that might be of interest.

The Centre Secure Website

More specific information to support Centre delivery can be found on our secure website 'cachezone'. **This site is for Centres only.**

Login is via the 'cachezone page' on our public website using the details provided by the Centre administrator.

Section 2: About these qualifications

Qualification Summary

Title	CACHE Level 3 Award in Supporting Teaching and Learning in Schools (QCF)			
Type	QCF			
Qualification number	500/9963/2			
Aim	<p>This qualification will provide learners with an understanding of the knowledge needed when working directly with children and young people in school environments. It includes learning about children and young people's development, safeguarding their welfare and communication and professional relationships.</p> <p>The Award is suitable for learners not yet working in a Level 3 school role but could achieve at this level. It is also suitable as initial training.</p>			
Purpose Ofqual code and description (where applicable)	<p>C2. Prepare for employment in a specific occupational area</p> <p>Other (CACHE description): Does not confer competence or licence to practice</p>			
Guided learning hours	Min	80	Max	80
Credit value	12	Minimum credits at / above Level		12
Minimum age for learners	16			
Age ranges covered by the qualification	From 5 to 19 years of age. Please note that some knowledge of development in the early years has been included in the specification to enhance learners understanding.			
Real work environment (RWE) requirement / recommendation	Learners do not need to be working or undertaking practical placements to take this qualification.			
Rules of Combination	The learner must achieve 4 mandatory Level 3 units, totalling 12 credits. There are no exemptions, barred combinations or equivalent units.			
Progression	The Level 3 Certificate in Supporting Teaching and Learning in Schools and the Level 3 Diploma in Specialist Support for Teaching and Learning in Schools.			
Equivalencies / Performance Points	Please refer to cachezone for up-to-date information on Equivalencies and Performance Points for CACHE qualifications.			

Recommended assessment methods	<p>All units will be internally assessed using a range of methods which could include: direct observation within the workplace, a portfolio of evidence, written assignments or a task set by CACHE*.</p> <p>* NB: CACHE assessment tasks are provided for tutors' convenience. They are not mandatory.</p>
Additional assessment requirements	<p>All units must be assessed in line with the Teaching Agency (formerly TDA) Assessment Principles.</p>
Grading system	<p>The qualification will be pass or refer and all the assessment criteria must be achieved in order to obtain a pass.</p>
How long will it take to complete?	<p>The Level 3 Award and Certificate in Supporting Teaching and Learning in Schools can usually be completed in one year.</p>
Entry requirements / recommendations	<p>Learners should be at least 16 years old. CACHE does not set any other entry requirements but Centres may have their own guidelines.</p>

Qualification Summary

Title	CACHE Level 3 Certificate in Supporting Teaching and Learning in Schools (QCF)			
Type	QCF			
Qualification number	500/9745/3			
Aim	<p>This qualification will provide learners with an understanding of the knowledge needed when working directly with children and young people in school environments. It includes learning about children and young people's development, safeguarding their welfare and communication and professional relationships.</p> <p>The Certificate is suitable for learners working in senior roles that support pupils' learning in primary, secondary or special schools.</p>			
Purpose Ofqual code and description (where applicable)	D1: Confirm competence in an occupational role to the standards required			
Guided learning hours	Min	180	Max	180
Credit value	32	Minimum credits at / above Level		32
Minimum age of learner	16			
Age ranges covered by the qualification	From 5 to 19 years of age. Please note that some knowledge of development in the early years has been included in the specification to enhance learners understanding.			
Real work environment (RWE) requirement / recommendation	Learners will need to be working or on a practical placement in a school as they need to show competence in both knowledge and skills.			
Rules of Combination	The learner must achieve 11 mandatory Level 3 units, totalling 32 credits. There are no exemptions, barred combinations or equivalent units.			
Progression	The Level 3 Diploma in Specialist Support for Teaching and Learning in Schools and into the workforce.			
Equivalencies / Performance Points	Please refer to cachezone for up-to-date information on Equivalencies and Performance Points for CACHE qualifications.			
Recommended assessment methods	<p>All units will be internally assessed using a range of methods which could include: direct observation within the workplace, a portfolio of evidence, written assignments or a task set by CACHE*.</p> <p>* NB: CACHE assessment tasks are provided for tutors' convenience. They are not mandatory.</p>			

Additional assessment requirements	All units must be assessed in line with the Teaching Agency (formerly TDA) Assessment Principles.
Grading system	The qualification will be pass or refer and all the assessment criteria must be achieved in order to obtain a pass.
How long will it take to complete?	The Level 3 Award and Certificate in Supporting Teaching and Learning in Schools can usually be completed in one year.
Entry requirements / recommendations	Learners should be at least 16 years old. CACHE does not set any other entry requirements but Centres may have their own guidelines.

Qualification Summary

Title	CACHE Level 3 Diploma in Specialist Support for Teaching and Learning in Schools (QCF)			
Type	QCF			
Qualification number	501/0476/7			
Aim	<p>This qualification provides learners with an in-depth understanding of the knowledge and skills needed when working directly with children and young people in school environments. It covers all aspects of specialist support including planning, delivering and reviewing assessment strategies to support learning alongside the teacher, bilingual and special needs support and personal development and reflective practice.</p> <p>It is aimed at learners working in roles that offer specialist support for pupils' learning in primary, secondary or special schools.</p>			
Purpose Ofqual code and description (where applicable)	D1: Confirm competence in an occupational role to the standards required			
Guided learning hours	Min	232	Max	286
Credit value	44	Minimum credits at / above Level		40
Minimum age of learner	16			
Age ranges covered by the qualification	From 5 to 19 years of age. Please note that some knowledge of development in the early years has been included in the specification to enhance learners understanding.			
Real work environment (RWE) requirement / recommendation	Learners will need to be working or on a practical placement in a school as they need to show competence in both knowledge and skills.			
Rules of Combination	The learner must achieve 11 mandatory units, totalling 32 credits, plus 12 credits from a group of 38 optional units, to achieve the Diploma. Of the 44 credits required to achieve the Diploma, 40 of them must be at or above the level of the qualification (Level 3). There are required combinations, a barred combination and an exemption (see full qualification details for further information).			
Progression	Foundation degree or into the workforce.			
Equivalencies / Performance Points	Please refer to cachezone for up-to-date information on Equivalencies and Performance Points for CACHE qualifications.			

Recommended assessment methods	<p>All units will be internally assessed using a range of methods which could include: direct observation within the workplace, a portfolio of evidence, written assignments or a task set by CACHE*.</p> <p>* NB: CACHE assessment tasks are provided for tutors' convenience. They are not mandatory.</p>
Additional assessment requirements	<p>All units must be assessed in line with the Teaching Agency (formerly TDA) Assessment Principles.</p>
Grading system	<p>The qualification will be pass or refer and all the assessment criteria of the chosen units must be achieved in order to obtain a pass.</p>
How long will it take to complete?	<p>The qualification can usually be completed in one year.</p>
Entry requirements / recommendations	<p>Learners should be at least 16 years old. CACHE does not set any other entry requirements but Centres may have their own guidelines.</p>

Introduction to these qualifications

CACHE is offering the following Level 3 Supporting Teaching and Learning in Schools (STL) qualifications:

- CACHE Level 3 Award in Supporting Teaching and Learning in Schools
- CACHE Level 3 Certificate in Supporting Teaching and Learning in Schools
- CACHE Level 3 Diploma in Specialist Support for Teaching and Learning in Schools

All of the qualifications have been designed to allow progression into the school workforce.

Rules of combination and progression

CACHE Level 3 Award in Supporting Teaching and Learning in Schools

The learner must achieve 4 mandatory Level 3 units, totalling 12 credits. There are no exemptions, barred combinations or equivalent units.

This qualification provides the learner with the opportunity to progress to the Level 3 Certificate in Supporting Teaching and Learning in Schools, the Level 3 Diploma in Specialist Support for Teaching and Learning in Schools and into the workforce.

CACHE Level 3 Certificate in Supporting Teaching and Learning in Schools

The learner must achieve 11 mandatory Level 3 units, totalling 32 credits. There are no exemptions, barred combinations or equivalent units.

This qualification provides the learner with the opportunity to progress to the Level 3 Diploma in Specialist Support for Teaching and Learning in Schools and into the workforce.

CACHE Level 3 Diploma in Specialist Support for Teaching and Learning in Schools

The learner must achieve 11 mandatory units, totalling 32 credits, plus 12 credits from a group of 38 optional units, to achieve the Diploma. Of the 44 credits required to achieve the Diploma, 40 of them must be at or above the level of the qualification (Level 3). There are required combinations, a barred combination and an exemption (see full qualification details for further information).

This qualification allows progression to Higher Level Teaching Assistant (HLTA) status, to relevant Foundation Degrees and Degrees, and into the workforce.

CACHE Level 3 Award in Supporting Teaching and Learning in Schools

This qualification will provide learners with an understanding of the knowledge and skills needed when working directly with children or young people in school environments.

The units cover child and young person development and safeguarding their welfare.

They also cover:

- communication and professional relationships with children, young people and adults
- schools as organisations, including types of schools, policies and procedures and the wider environment in which they operate.

It is suitable for learners not yet in a school role but who have the capability to achieve at Level 3 or learners in a Level 2 role wishing to demonstrate that they are ready for progression to Level 3. It is also suitable as initial training for those newly in post.

The Award shares four mandatory units with the Level 3 Certificate in Supporting Teaching and Learning in Schools. This enables credits and learning to be transferred from this qualification to the Level 3 Certificate, providing a direct progression route.

Mandatory Units

TDA3.1 Communication & Relationships F/601/3327 Level 3 Credit 2 GLH 10

+

TDA3.2 Schools as organisations A/601/3326 Level 3 Credit 3 GLH 15
--

+

CYPCore3.1 Understand CYP develop... L/601/1693 Level 3 Credit 4 GLH 30

+

CYPCore3.3 Understand how to safeguard Y/601/1695 Level 3 Credit 3 GLH 25

The learner must achieve all 4 mandatory units, totaling 12 credits.

Total Mandatory Units 4
Total Credit 12
Total GLH 80

Qualification title	Level 3 Award in Supporting Teaching and Learning in Schools
Credit value	12
Credits to be achieved at the level of the qualification or above	12
Credits from mandatory units	12
Credits from optional units	0
Credits from other units	0
Credits from equivalent units	No equivalent units
Exemptions	No exemptions
Time limits on the process of credit accumulation or exemptions	None

	Unit No.	Unit Title	Level	Unit Ref.	GLH	Credit Value
Mandatory Group	TDA 3.1	Communication and professional relationships with children, young people and adults	3	F/601/3327	10	2
	TDA 3.2	Schools as organisations	3	A/601/3326	15	3
	CYP Core 3.1	Understand child and young person development	3	L/601/1693	30	4
	CYP Core 3.3	Understand how to safeguard the well-being of children and young people	3	Y/601/1695	25	3
	Total credits required from Mandatory Group					
Total	Total (minimum) credits required for qualification					12

CACHE Level 3 Certificate in Supporting Teaching and Learning in Schools

This qualification will provide learners with a secure understanding of the knowledge and skills needed when working directly with children or young people in school environments.

The units cover child and young person development, safeguarding their welfare, the importance of equality, diversity, and inclusion, and supporting positive behaviour.

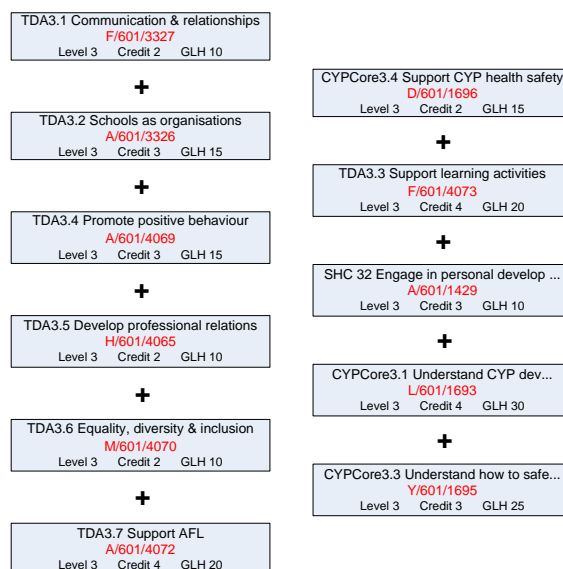
They also cover:

- communication and professional relationships with children, young people and adults
- schools as organisations including types of schools, policies and procedures and the wider environment in which they operate
- team working
- preparing for and supervising learning activities and supporting learners to complete work set by the teacher
- personal development and reflective practice.

It is suitable for teaching assistants, learning support assistants or those in similar roles at Level 3.

The Certificate shares its mandatory units with the Level 3 Diploma in Specialist Support for Teaching and Learning in Schools. This enables credits and learning to be transferred from this qualification to the Level 3 Diploma, providing a direct progression route.

Mandatory Units



The learner must achieve all 11 mandatory units, totaling 32 credits.

Total Mandatory Units 11
Total Credit 32
Total GLH 180

Qualification title	Level 3 Certificate in Supporting Teaching and Learning in Schools
Credit value	32
Credits to be achieved at the level of the qualification or above	32
Credits from mandatory units	32
Credits from optional units	0
Credits from other units	0
Credits from equivalent units	No equivalent units
Exemptions	No exemptions
Time limits on the process of credit accumulation or exemptions	None

	Unit No.	Unit Title	Level	Unit Ref.	GLH	Credit Value
Mandatory Group	TDA 3.1	Communication and professional relationships with children, young people and adults	3	F/601/3327	10	2
	TDA 3.2	Schools as organisations	3	A/601/3326	15	3
	TDA 3.3	Support learning activities	3	F/601/4073	20	4
	TDA 3.4	Promote children and young people's positive behaviour	3	A/601/4069	15	3
	TDA 3.5	Develop professional relationships with children, young people and adults	3	H/601/4065	10	2
	TDA 3.6	Promote equality, diversity and inclusion in work with children and young people	3	M/601/4070	10	2
	TDA 3.7	Support assessment for learning	3	A/601/4072	20	4
	SHC 32	Engage in personal development in health, social care or children's and young people's settings	3	A/601/1429	10	3
	CYP Core 3.4	Support children and young people's health and safety	3	D/601/1696	15	2
	CYP Core 3.1	Understand child and young person development	3	L/601/1693	30	4
	CYP Core 3.3	Understand how to safeguard the well-being of children and young people	3	Y/601/1695	25	3
Total credits required from Mandatory Group						32
Total	Total (minimum) credits required for qualification					32

CACHE Level 3 Diploma in Specialist Support for Teaching and Learning in Schools

This qualification will provide learners with a secure understanding of the knowledge and skills needed when working directly with children or young people in school environments.

The units cover child and young person development, safeguarding their welfare, the importance of equality, diversity, and inclusion, and supporting positive behaviour.

They also cover:

- communication and professional relationships with children, young people and adults
- schools as organisations including types of schools, policies and procedures and the wider environment in which they operate
- planning, delivering, and reviewing assessment strategies to promote and support learning alongside the teacher
- personal development and reflective practice

plus a wide range of specialist optional units.

It is suitable for teaching assistants, learning support assistants, cover supervisors, parent support advisors or those in similar roles at Level 3 in the school environment.

CACHE Level 3 Diploma in Specialist Support for Teaching and Learning in Schools

Mandatory Units	Optional Units		
TDA3.1 Communication & prof relati F/601/3327 Level 3 Credit 2 GLH 10	TDA3.10 Plan and deliver activities D/601/7711 Level 3 Credit 4 GLH 21	TDA3.9 Invigilate tests & exams Y/601/7416 Level 3 Credit 3 GLH 19	TDA3.27 Curriculum resources D/601/8342 Level 3 Credit 3 GLH 14
TDA3.2 Schools as organisations A/601/3326 Level 3 Credit 3 GLH 15	TDA3.11 Support literacy dev M/601/7714 Level 3 Credit 3 GLH 18	HSC2015 Personal care needs F/601/8060 Level 2 Credit 2 GLH 16	TDA3.28 Organise Travel for CYP H/601/8357 Level 3 Credit 2 GLH 12
TDA3.3 Supporting learn activities F/601/4073 Level 3 Credit 4 GLH 20	TDA3.12 Support numeracy dev ... A/601/7716 Level 3 Credit 3 GLH 18	TDA3.24 CYP during transitions D/601/8325 Level 3 Credit 4 GLH 18	TDA3.29 Supervise CYP journeys H/601/8360 Level 3 Credit 3 GLH 15
TDA3.4 Promote CYP positive beh... A/601/4069 Level 3 Credit 3 GLH 15	TDA3.13 Support teaching & learn... J/601/7718 Level 3 Credit 3 GLH 12	CYPOP10 Dev interview skills L/601/1337 Level 3 Credit 3 GLH 21	LLUK/PSA Work in partnership with.. R/601/8368 Level 3 Credit 6 GLH 31
TDA3.5 Dev professional relations H/601/4065 Level 3 Credit 2 GLH 10	TDA3.14 Support 14-19 curriculum F/601/7720 Level 3 Credit 3 GLH 15	CYPOP44 Facilitate learn & dev T/601/1381 Level 3 Credit 4 GLH 30	TDA3.30 Work with other practition... R/601/8368 Level 3 Credit 3 GLH 15
TDA3.6 Promote equality, diversity M/601/4070 Level 3 Credit 2 GLH 10	EYMP5 Support children's speech T/600/9789 Level 3 Credit 4 GLH 30	CYPOP43 Improve attendance M/601/1377 Level 3 Credit 5 GLH 40	D5 Plan, allocate & monitor work Y/600/9669 Level 3 Credit 5 GLH 25
TDA3.7 Support AFL A/601/4072 Level 3 Credit 4 GLH 20	TDA3.15 Literacy & numeracy L/601/7722 Level 3 Credit 3 GLH 16	SCMP2 Promote wellbeing F/600/9780 Level 3 Credit 4 GLH 30	B6 Provide leadership T/600/9601 Level 4 Credit 5 GLH 30
SHC 32 Engage in personal dev... A/601/1429 Level 3 Credit 3 GLH 10	TDA3.16 Gifted and talented learn... R/601/7723 Level 3 Credit 4 GLH 21	CYPOP9 Provide info & advice A/601/1334 Level 3 Credit 3 GLH 22	B5 Set objectives & provide for team M/600/9600 Level 3 Credit 5 GLH 35
CYPCore3.4 Support CYP health... D/601/1696 Level 3 Credit 2 GLH 15	TDA3.17 Support bilingual learners Y/601/7724 Level 3 Credit 4 GLH 23	LDSSMP1 CYP education potential D/600/9785 Level 3 Credit 4 GLH 30	D7 Support L&D within own area M/600/9676 Level 4 Credit 5 GLH 25
CYPCore3.1 Understand CYP dev L/601/1693 Level 3 Credit 4 GLH 30	TDA3.18 Provide bilingual support D/601/7725 Level 3 Credit 6 GLH 32	TDA3.21 Cognition and learning M/601/8121 Level 3 Credit 4 GLH 21	TW3 Team working A/501/5163 Level 3 Credit 3 GLH 30
CYPCore3.3 Safeguard wellbeing ... Y/601/1695 Level 3 Credit 3 GLH 25	TDA3.19 Support disabled CYP H/601/7726 Level 3 Credit 5 GLH 24	TDA3.22 Comm/interaction needs A/601/8134 Level 3 Credit 4 GLH 21	YP010-03 Support YP sex health F/502/5242 Level 3 Credit 2 GLH 10
	TDA3.20 Support CYP with behav... Y/601/7707 Level 3 Credit 4 GLH 25	TDA3.23 Sensory/Physical needs M/601/8135 Level 3 Credit 4 GLH 21	CYPOP8 Support YP taking action. M/601/1329 Level 3 Credit 3 GLH 25
	TDA2.20 Assist admin of medication A/601/9420 Level 2 Credit 4 GLH 25	TDA3.25 Lead extra curricular act... A/601/8333 Level 3 Credit 3 GLH 16	YP007-03 Support YP excluded R/502/5231 Level 3 Credit 2 GLH 10
		TDA3.26 Maintain learner records Y/601/8338 Level 3 Credit 3 GLH 12	LDSSMP2 CYP positive changes M/600/9788 Level 3 Credit 4 GLH 27

Total Mandatory Units=11
Total Credit=32
Total GLH=180

Total Option Units=41
Total Credit Required=12
Total GLH Required=52
Required Units=2-4

Total Qual Credit=44.
Credits to be achieved at level of qual or above=40.
Credits from Mandatory units=32.
Credits from optional units=12.
Total GLH 232-286

Required combinations:
 If 3.18, must take 3.17;
 If 3.20, must take 3.19;
 If 3.21, must take 3.19;
 If 3.22, must take 3.19;
 If 3.23, must take 3.19;
 If HSC2015, must take 3.19.

Barred combinations:
 If B6, must not take B5.

Exemptions:
 Exempted QCF Unit 3.9, exemption is A/104/0197 "Invigilate tests and examinations".

Qualification title	Level 3 Diploma in specialist support for teaching and learning in schools
Credit value	44
Credits to be achieved at the level of the qualification or above	40
Credits from mandatory units	32
Credits from optional units	12

Required combinations from optional groups		QCF Unit	Unit Reference		QCF Unit	Unit Reference
	Those taking	TDA 3.18 Provide bilingual support for teaching and learning	D/601/7725	must also take	TDA 3.17 Support bilingual learners	Y/601/7724
	Those taking	TDA 3.20 Support children and young people with behaviour, emotional and social development needs	Y/601/7707	must also take	TDA 3.19 Support disabled children and young people and those with special educational needs	H/601/7726
	Those taking	TDA 3.21 Support learners with cognition and learning needs	M/601/8121	must also take	TDA 3.19 Support disabled children and young people and those with special educational needs	H/601/7726
	Those taking	TDA 3.22 Support learners with communication and interaction needs	K/601/8134	must also take	TDA 3.19 Support disabled children and young people and those with special educational needs	H/601/7726
	Those taking	TDA 3.23 Support learners with sensory and/or physical needs	M/601/8135	must also take	TDA 3.19 Support disabled children and young people and those with special educational needs	H/601/7726

	Those taking	HSC 2015 Support individuals to meet personal care needs	F/601/8060	must also take	TDA 3.19 Support disabled children and young people and those with special educational needs	H/601/7726
--	---------------------	--	------------	-----------------------	--	------------

Barred combinations from Option Group A	QCF Unit	Unit Reference		QCF Unit	Unit Reference
	B 6 Provide leadership and direction for own area of responsibility	T/600/9601	may not be taken in combination with	B 5 Set objectives and provide support for team members	M/600/9600
Credits from other units	0				
Credits from equivalent units	No equivalent units				
Exemptions	Exempted QCF Unit	Exempted Unit Reference		Exemption	Exemption Unit Reference
	Invigilate tests and examinations	Y/601/7416		<u>Invigilate tests and examinations</u>	A/104/0197
Time limits on the process of credit accumulation or exemptions	None				

	Unit No.	Unit Title	Level	Unit Ref.	GLH	Credit Value
Mandatory Group	TDA 3.1	Communication and professional relationships with children, young people and adults	3	F/601/3327	10	2
	TDA 3.2	Schools as organisations	3	A/601/3326	15	3
	TDA 3.3	Support learning activities	3	F/601/4073	20	4
	TDA 3.4	Promote children and young people's positive behaviour	3	A/601/4069	15	3
	TDA 3.5	Develop professional relationships with children, young people and adults	3	H/601/4065	10	2
	TDA 3.6	Promote equality, diversity and inclusion in work with children and young people	3	M/601/4070	10	2
	TDA 3.7	Support assessment for learning	3	A/601/4072	20	4
	SHC 32	Engage in personal development in health, social care or children's and young people's settings	3	A/601/1429	10	3
	CYP Core 3.4	Support children and young people's health and safety	3	D/601/1696	15	2
	CYP Core 3.1	Understand child and young person development	3	L/601/1693	30	4
	CYP Core 3.3	Understand how to safeguard the well-being of children and young people	3	Y/601/1695	25	3
	Total credits required from Mandatory Group					

	Unit No.	Unit Title	Level	Unit Ref.	GLH	Credit Value
Option Group A	OA - Supporting learning					
	TDA 3.10	Plan and deliver learning activities under the direction of a teacher	3	D/601/7711	21	4
	TDA 3.11	Support literacy development	3	M/601/7714	18	3
	TDA 3.12	Support numeracy development	3	A/601/7716	18	3
	TDA 3.13	Support teaching and learning in a curriculum area	3	J/601/7718	12	3
	TDA 3.14	Support delivery of the 14 – 19 curriculum	3	F/601/7720	15	3
	TDA 3.15	Provide literacy and numeracy support	3	L/601/7722	16	3
	TDA 3.16	Support gifted and talented learners	3	R/601/7723	21	4
	EYMP 5	Support children's speech, language and communication	3	T/600/9789	30	4

	Unit No.	Unit Title	Level	Unit Ref.	GLH	Credit Value
Option Group B	OB - English as an additional language					
	TDA 3.17	Support bilingual learners	3	Y/601/7724	23	4
	TDA 3.18	Provide bilingual support for teaching and learning	3	D/601/7725	32	6

	Unit No.	Unit Title	Level	Unit Ref.	GLH	Credit Value
Option Group C	OC - Special educational needs					
	TDA 3.19	Support disabled children and young people and those with special educational needs	3	H/601/7726	24	5
	TDA 3.20	Support children and young people with behaviour, emotional and social development needs	3	Y/601/7707	25	4
	TDA 3.21	Support learners with cognition and learning needs	3	M/601/8121	21	4
	TDA 3.22	Support learners with communication and interaction needs	3	K/601/8134	21	4
	TDA 3.23	Support learners with sensory and/or physical needs	3	M/601/8135	21	4
	HSC 2015	Support individuals to meet personal care needs	2	F/601/8060	16	2

	Unit No.	Unit Title	Level	Unit Ref.	GLH	Credit Value
Option Group D	OD - Providing pastoral support					
	TDA 3.24	Support children and young people during transitions in their lives	3	D/601/8325	18	4
	CYPOP 10	Develop interviewing skills for work with children and young people	3	L/601/1337	21	3
	CYPOP 44	Facilitate the learning and development of children and young people through mentoring	3	T/601/1381	30	4
	CYPOP 43	Improving the attendance of children and young people in statutory education	3	M/601/1377	40	5
	SCMP 2	Promote the well-being and resilience of children and young people	3	F/600/9780	30	4
	CYPOP 9	Provide information and advice to children and young people	3	A/601/1334	22	3
	LDSSM P1	Support children and young people to achieve their education potential	3	D/600/9785	30	4
	LDSSM P2	Support children and young people to make positive changes in their lives	3	M/600/9788	27	4
	YP010-03	Support young people in relation to sexual health and risk of pregnancy	3	F/502/5242	10	2
	CYPOP 8	Support young people to develop, implement and review a plan of action	3	M/601/1329	25	3
	YP007-03	Support young people who are socially excluded or excluded from school	3	R/502/5231	10	2



	Unit No.	Unit Title	Level	Unit Ref.	GLH	Credit Value
Option Group E	OE - Supporting the wider work of the school					
	TDA 2.20	Assist in the administration of medication	2	A/601/9420	25	4
	TDA 3.9	Invigilate tests and examinations	3	Y/601/7416	19	3
	TDA 3.25	Lead an extra-curricular activity	3	A/601/8333	16	3
	TDA 3.26	Maintain learner records	3	Y/601/8338	12	3
	TDA 3.27	Monitor and maintain curriculum resources	3	D/601/8342	14	3
	TDA 3.28	Organise travel for children and young people	3	H/601/8357	12	2
	TDA 3.29	Supervise children and young people on journeys, visits and activities outside of the setting	3	H/601/8360	15	3
	LLUK / PSA	Work in partnership with parents to engage them with their children's learning and development in schools	3	A/602/1846	31	6

	Unit No.	Unit Title	Level	Unit Ref.	GLH	Credit Value
Option Group F	OF - Working with colleagues					
	TDA 3.30	Work with other practitioners to support children and young people	3	R/601/8368	15	3
	D5	Plan, allocate and monitor work of a team	3	Y/600/9669	25	5
	B6	Provide leadership and direction for own area of responsibility	4	T/600/9601	30	5
	B5	Set objectives and provide support for team members	3	M/600/9600	35	5
	D7	Support learning and development within own area of responsibility	4	M/600/9676	25	5
	TW3	Team working	3	A/501/5163	30	3
	Total (minimum) credits required from Optional Units					12
Total	Total (minimum) credits required for qualification					44

Unit Achievement Log

Mandatory units

The following units must be completed for achievement of the qualification:

Unit Ref.	Unit No.	Unit Title	Unit Type	L3 Award Supporting Teaching & Learning in Schools (STLS)	L3 Cert Supporting Teaching & Learning in Schools (STLS)	L3 Dip Specialist Support for Teaching and Learning in Schools (SSTLS)	Level	Credit	GLH	Page	Notes
 F/601/3327	TDA 3.1	Communication and professional relationships with children, young people and adults	Knowledge	✓	✓	✓	3	2	10	43	
 A/601/3326	TDA 3.2	Schools as organisations	Knowledge	✓	✓	✓	3	3	15	47	
F/601/4073	TDA 3.3	Support learning activities	Skills		✓	✓	3	4	20	53	
A/601/4069	TDA 3.4	Promote children and young people's positive behaviour	Knowledge / Skills		✓	✓	3	3	15	61	
H/601/4065	TDA 3.5	Develop professional relationships with children, young people and adults	Skills		✓	✓	3	2	10	69	

Section 2: About these qualifications

Unit Ref.	Unit No.	Unit Title	Unit Type	L3 Award Supporting Teaching & Learning in Schools (STLS)	L3 Cert Supporting Teaching & Learning in Schools (STLS)	L3 Dip Specialist Support for Teaching and Learning in Schools (SSTLS)	Level	Credit	GLH	Page	Notes
M/601/4070	TDA 3.6	Promote equality, diversity and inclusion in work with children and young people	Knowledge / Skills		✓	✓	3	2	10	75	
A/601/4072	TDA 3.7	Support assessment for learning	Knowledge / Skills		✓	✓	3	4	20	81	
L/601/1693	CYP Core 3.1	Understand child and young person development	Knowledge	✓	✓	✓	3	4	30	87	
Y/601/1695	CYP Core 3.3	Understand how to safeguard the well-being of children and young people	Knowledge	✓	✓	✓	3	3	25	95	
D/601/1696	CYP Core 3.4	Support children and young people's health and safety	Knowledge / Skills		✓	✓	3	2	15	105	
A/601/1429	SHC 32	Engage in personal development in health, social care or children's and young people's settings	Knowledge / Skills		✓	✓	3	3	10	111	



Optional units

For full details on Optional Units, please refer to the separate Optional Units document on the CACHE website www.cache.org.uk and cachezone.



Unit Ref.	Unit No.	Unit Title	Unit Type	L3 Award Supporting Teaching & Learning in Schools (STLS)	L3 Cert Supporting Teaching & Learning in Schools (STLS)	L3 Dip Specialist Support for Teaching and Learning in Schools (SSTLS)	Level	Credit	GLH	Notes
Y/601/7416	TDA 3.9	Invigilate tests and examinations	Knowledge / Skills			✓	3	3	19	
D/601/7711	TDA 3.10	Plan and deliver learning activities under the direction of a teacher	Skills			✓	3	4	21	
M/601/7714	TDA 3.11	Support literacy development	Knowledge / Skills			✓	3	3	18	
A/601/7716	TDA 3.12	Support numeracy development	Knowledge / Skills			✓	3	3	18	
J/601/7718	TDA 3.13	Support teaching and learning in a curriculum area	Skills			✓	3	3	12	
F/601/7720	TDA 3.14	Support delivery of the 14 – 19 curriculum	Knowledge / Skills			✓	3	3	15	

Section 2: About these qualifications

Unit Ref.	Unit No.	Unit Title	Unit Type	L3 Award Supporting Teaching & Learning in Schools (STLS)	L3 Cert Supporting Teaching & Learning in Schools (STLS)	L3 Dip Specialist Support for Teaching and Learning in Schools (SSTLS)	Level	Credit	GLH	Notes
T/600/9789	EYMP 5	Support children's speech, language and communication	Knowledge / Skills			✓	3	4	30	
L/601/7722	TDA 3.15	Provide literacy and numeracy support	Skills			✓	3	16	3	
R/601/7723	TDA 3.16	Support gifted and talented learners	Knowledge / Skills			✓	3	4	21	
Y/601/7724	TDA 3.17	Support bilingual learners	Skills			✓	3	4	23	
D/601/7725	TDA 3.18	Provide bilingual support for teaching and learning	Skills			✓	3	6	32	
H/601/7726	TDA 3.19	Support disabled children and young people and those with special educational needs	Knowledge / Skills			✓	3	5	24	
Y/601/7707	TDA 3.20	Support children and young people with behaviour, emotional and social development needs	Knowledge / Skills			✓	3	4	25	
M/601/8121	TDA 3.21	Support learners with cognition and learning needs	Knowledge / Skills			✓	3	4	21	

Unit Ref.	Unit No.	Unit Title	Unit Type	L3 Award Supporting Teaching & Learning in Schools (STLS)	L3 Cert Supporting Teaching & Learning in Schools (STLS)	L3 Dip Specialist Support for Teaching and Learning in Schools (SSTLS)	Level	Credit	GLH	Notes
K/601/8134	TDA 3.22	Support learners with communication and interaction needs	Knowledge / Skills			✓	3	4	21	
M/601/8135	TDA 3.23	Support learners with sensory and/or physical needs	Knowledge / Skills			✓	3	4	21	
A/601/9420	TDA 2.20	Assist in the administration of medication	Knowledge / Skills			✓	2	4	25	
F/601/8060	HSC 2015	Support individuals to meet personal care needs	Skills			✓	2	2	16	
D/601/8325	TDA 3.24	Support children and young people during transitions in their lives	Knowledge / Skills			✓	3	4	18	
L/601/1337	CYPOP 10	Develop interviewing skills for work with children and young people	Knowledge / Skills			✓	3	3	21	
T/601/1381	CYPOP 44	Facilitate the learning and development of children and young people through mentoring	Knowledge / Skills			✓	3	4	30	
M/601/1377	CYPOP 43	Improving the attendance of children and young people in statutory education	Knowledge / Skills			✓	3	5	40	

Section 2: About these qualifications

Unit Ref.	Unit No.	Unit Title	Unit Type	L3 Award Supporting Teaching & Learning in Schools (STLS)	L3 Cert Supporting Teaching & Learning in Schools (STLS)	L3 Dip Specialist Support for Teaching and Learning in Schools (SSTLS)	Level	Credit	GLH	Notes
F/600/9780	SCMP 2	Promote the well-being and resilience of children and young people	Knowledge / Skills			✓	3	4	30	
A/601/1334	CYPOP 9	Provide information and advice to children and young people	Knowledge / Skills			✓	3	3	22	
M/601/1329	CYPOP 8	Support young people to develop, implement and review a plan of action	Knowledge / Skills			✓	3	3	25	
D/600/9785	LDSSMP 1	Support children and young people to achieve their education potential	Knowledge / Skills			✓	3	4	30	
M/600/9788	LDSSMP 2	Support children and young people to make positive changes in their lives	Knowledge / Skills			✓	3	4	27	
 F/502/5242	YP010-03	Support young people in relation to sexual health and risk of pregnancy	Knowledge			✓	3	2	10	
 R/502/5231	YP007-03	Support young people who are socially excluded or excluded from school	Knowledge			✓	3	2	10	
A/601/8333	TDA 3.25	Lead an extra-curricular activity	Knowledge / Skills			✓	3	3	16	

Unit Ref.	Unit No.	Unit Title	Unit Type	L3 Award Supporting Teaching & Learning in Schools (STLS)	L3 Cert Supporting Teaching & Learning in Schools (STLS)	L3 Dip Specialist Support for Teaching and Learning in Schools (SSTLS)	Level	Credit	GLH	Notes
Y/601/8338	TDA 3.26	Maintain learner records	Knowledge / Skills			✓	3	3	12	
D/601/8342	TDA 3.27	Monitor and maintain curriculum resources	Knowledge / Skills			✓	3	3	14	
H/601/8357	TDA 3.28	Organise travel for children and young people	Knowledge / Skills			✓	3	2	12	
H/601/8360	TDA 3.29	Supervise children and young people on journeys, visits and activities outside of the setting	Knowledge / Skills			✓	3	3	15	
A/602/1846	LLUK/PSA	Work in partnership with parents to engage them with their children's learning and development in schools	Knowledge / Skills			✓	3	6	31	
R/601/8368	TDA 3.30	Work with other practitioners to support children and young people	Knowledge / Skills			✓	3	3	15	
Y/600/9669	D5	Plan, allocate and monitor work of a team	Skills			✓	3	5	25	
T/600/9601	B6	Provide leadership and direction for own area of responsibility	Skills			✓	4	5	30	

Section 2: About these qualifications

Unit Ref.	Unit No.	Unit Title	Unit Type	L3 Award Supporting Teaching & Learning in Schools (STLS)	L3 Cert Supporting Teaching & Learning in Schools (STLS)	L3 Dip Specialist Support for Teaching and Learning in Schools (SSTLS)	Level	Credit	GLH	Notes
M/600/9600	B5	Set objectives and provide support for team members	Skills			✓	3	5	35	
M/600/9676	D7	Support learning and development within own area of responsibility	Knowledge / Skills			✓	4	5	25	
A/501/5163	TW3	Team working	Skills			✓	3	3	30	

Section 3: Units

This section includes CACHE assessment tasks for tutors' convenience. They are not mandatory.

Assessment Methods

Please note that the following assessment methods can be applied across knowledge only assessment criteria and the optional task devised by CACHE is an example of one such method.

- Direct observation
- Professional discussion
- Expert Witness evidence
- Learner's own work products
- Learner log or reflective diary
- Activity plan or planned activity
- Observation of children, young people or adults by the learner
- Portfolio of evidence
- Recognition of Prior Learning to evidence a full unit
- Reflection on own practice in real work environment
- Written and pictorial information
- Scenario or case study
- Task set by CACHE (for knowledge learning outcomes)
- Oral questions and answers
- Non-compulsory assessment method devised by centre and approved by CACHE.

Unit layout

For each unit the following material has been provided:

Unit title	Provides a clear, concise explanation of the content of the unit.
Unit number	The unique number assigned by the owner of the unit (e.g. Edexcel, CACHE etc.).
Unit reference	The unique reference number given to each unit at qualification approval by Ofqual.
Unit level	Denotes the level of the unit within the QCF framework.
Unit credit value	The value that has been given to the unit based on the expected learning time for an average learner. 1 credit = 10 learning hours.
Unit aim	Provides a brief outline of the unit content.
Learning outcome	A statement of what a learner will know, understand or be able to do, as a result of a process of learning.
Assessment criteria	A description of the requirements a learner must achieve to demonstrate that a learning outcome has been met.
Additional information*	This box identifies the assessment strategy relevant to the unit. When required, this will include specific guidance relating to the assessment of the unit and information to support the learner to achieve.
Unit assessment guidance*	Any additional guidance provided to support the assessment of the unit.
Unit guided learning hours	The average number of hours of supervised or directed study time or assessment required to achieve a qualification or unit of a qualification.
Assessment task (set by CACHE)*	A scenario or aspect of the work role that will support the learner in producing the evidence requirements for knowledge only learning outcomes.

* *Additional information, Unit assessment guidance and Assessment tasks* may not be provided for all units.

NB: Words highlighted in bold in the learning outcomes, assessment criteria and assessment tasks are linked to the additional guidance section where more information on them can be found.

TDA 3.1: Communication and professional relationships with children, young people and adults



Unit reference F/601/3327

Level 3

Credit value 2

GLH 10

Unit aim This unit provides the knowledge and understanding which underpins effective communication and professional relationships with children, young people and adults.

Learner name:	CACHE Centre no:
CACHE PIN:	ULN:

Learning outcomes The learner will:	Assessment criteria The learner can:	Evidence record e.g. page number & method	Assessor judgement achieved Initial and date
1. Understand the principles of developing positive relationships with children, young people and adults.	1.1. Explain why effective communication is important in developing positive relationships with children, young people and adults.		
	1.2. Explain the principles of relationship building with children, young people and adults.		
	1.3. Explain how different social, professional and cultural contexts may affect relationships and the way people communicate.		

Learning outcomes The learner will:	Assessment criteria The learner can:	Evidence record e.g. page number & method	Assessor judgement achieved Initial and date
2. Understand how to communicate with children, young people and adults.	2.1. Explain the skills needed to communicate with children and young people.		
	2.2. Explain how to adapt communication with children and young people for: <ul style="list-style-type: none"> • the age of the child or young person • the context of the communication • communication differences. 		
	2.3. Explain the main differences between communicating with adults and communicating with children and young people.		
	2.4. Explain how to adapt communication to meet different communication needs of adults.		
	2.5. Explain how to manage disagreements with children, young people and adults.		
3. Understand legislation, policies and procedures for confidentiality and sharing information, including data protection.	3.1. Summarise the main points of legislation and procedures covering confidentiality, data protection and the disclosure of information.		
	3.2. Explain the importance of reassuring children, young people and adults of the confidentiality of shared information and the limits of this.		
	3.3. Justify the kinds of situation when confidentiality protocols must be breached.		

Learner declaration of authenticity:

I declare that the work presented for this unit is entirely my own work.

Learner signature:

Date:

Assessor sign off of completed unit: TDA 3.1

I confirm that the learner has met the requirements for all assessment criteria demonstrating knowledge and skills for this unit.

Assessor name:

Signature:

Date:

For e-portfolio a signature is not required, providing the learner has a personalised and secure login.

Additional information about the unit:	
Relationship to occupational standards – provided with the QCF unit	STL20 Develop and promote positive relationships (CCLD 301) Introductory training materials: <ul style="list-style-type: none"> • Promoting positive behaviour.
Guidance for developing assessment arrangements for the unit:	
Unit assessment guidance – provided by the sector	Unit needs to be assessed in line with the Teaching Agency (formerly Training and Development Agency for Schools (TDA)) QCF Assessment Principles. Communication differences between individuals which may create barriers to effective communication between them e.g.: <ul style="list-style-type: none"> • language • sensory impairment • speech, language or communication impairment • cognitive abilities • emotional state • cultural differences.

Assessment task – TDA 3.1 Communication and professional relationships with children, young people and adults

Task links to learning outcomes 1, 2 and 3, assessment criteria 1.1, 1.2, 1.3, 2.1, 2.2, 2.3, 2.4, 2.5, 3.1, 3.2 and 3.3.

You are working in a support role in an educational environment and need to raise your awareness of effective communication and professional relationships with children, young people and adults. You have been asked to produce a study pack for three areas; principles, skills, and regulations, which demonstrates that you can:

Area 1 Principles

- explain why effective communication is important in developing positive relationships with children, young people and adults
- explain the principles of relationship building with children, young people and adults
- explain how different social, professional and cultural contexts may affect relationships and the way people communicate

Area 2 Skills

- explain the skills needed to communicate with children and young people
- explain how to adapt communication with children and young people for:
 - the age of the child or young person
 - the context of the communication
 - **communication differences**
- explain the main differences between communicating with adults and communicating with children and young people
- explain how to adapt communication to meet different communication needs of adults
- explain how to manage disagreements with children, young people and adults

Area 3 Regulations

- summarise the main points of legislation and procedures covering confidentiality, data protection and the disclosure of information
- explain the importance of reassuring children, young people and adults of the confidentiality of shared information and the limits of this
- justify the kinds of situation when confidentiality protocols must be breached.

TDA 3.2: Schools as organisations



Unit reference A/601/3326 Level 3

Credit value 3 GLH 15

Unit aim This unit aims to prepare the learner for working in a school. It covers knowledge and understanding of the structure of education, how schools are organised, school ethos, mission, aims and values, legislative and policy frameworks and the wider context in which schools operate.

Learner name:	CACHE Centre no:
CACHE PIN:	ULN:

Learning outcomes The learner will:	Assessment criteria The learner can:	Evidence record e.g. page number & method	Assessor judgement achieved Initial and date
1. Know the structure of education from early years to post-compulsory education.	1.1. Summarise entitlement and provision for early years education.		
	1.2. Explain the characteristics of the different types of schools in relation to educational stage(s) and school governance.		
	1.3. Explain the post-16 options for young people and adults.		
2. Understand how schools are organised in terms of roles and responsibilities.	2.1. Explain the strategic purpose of: <ul style="list-style-type: none"> • school governors • senior management team • other statutory roles e.g. SENCO • teachers • support staff roles. 		
	2.2. Explain the roles of external professionals who may work with a school e.g. educational psychologist.		

Learning outcomes The learner will:	Assessment criteria The learner can:	Evidence record e.g. page number & method	Assessor judgement achieved Initial and date
3. Understand school ethos, mission, aims and values.	3.1. Explain how the ethos, mission, aims and values of a school may be reflected in working practices.		
	3.2. Evaluate methods of communicating a school's ethos, mission, aims and values.		
4. Know about the legislation affecting schools.	4.1. Summarise the laws and codes of practice affecting work in schools.		
	4.2. Explain how legislation affects how schools work.		
	4.3. Explain the roles of regulatory bodies relevant to the education sector which exist to monitor and enforce the legislative framework, including: <ul style="list-style-type: none"> • general bodies such as the Health and Safety Executive • school specific regulatory bodies. 		
5. Understand the purpose of school policies and procedures.	5.1. Explain why schools have policies and procedures.		
	5.2. Summarise the policies and procedures schools may have relating to: <ul style="list-style-type: none"> • staff • pupil welfare • teaching and learning • equality, diversity and inclusion • parental engagement. 		

Learning outcomes The learner will:	Assessment criteria The learner can:	Evidence record e.g. page number & method	Assessor judgement achieved Initial and date
	5.3. Evaluate how school policies and procedures may be developed and communicated.		
6. Understand the wider context in which schools operate.	6.1. Summarise the roles and responsibilities of national and local government for education policy and practice.		
	6.2. Explain the role of schools in national policies relating to children, young people and families.		
	6.3. Explain the roles of other organisations working with children and young people and how these may impact on the work of schools.		

Learner declaration of authenticity:

I declare that the work presented for this unit is entirely my own work.

Learner signature:

Date:

Assessor sign off of completed unit: TDA 3.2

I confirm that the learner has met the requirements for all assessment criteria demonstrating knowledge and skills for this unit.

Assessor name:

Signature:

Date:

For e-portfolio a signature is not required, providing the learner has a personalised and secure login.

Additional information about the unit:	
Relationship to occupational standards – provided with the QCF unit	SWIS 3.2 Support the ethos, policies and working practices of the school Introductory training materials: <ul style="list-style-type: none">• Role and context.
Guidance for developing assessment arrangements for the unit:	
Unit assessment guidance – provided by the sector	Unit needs to be assessed in line with the Teaching Agency (formerly Training and Development Agency for Schools (TDA)) QCF Assessment Principles.

Assessment task – TDA 3.2 Schools as organisations

Knowing how schools work as organisations would support your work in education. Develop a reference folder that will include information that shows you can:

Task 1 links to learning outcomes 1, 2, 3, 4, 5 and 6, assessment criteria 1.1, 1.2, 1.3, 2.1, 2.2, 3.1, 3.2, 4.1, 4.2, 4.3, 5.1, 5.2, 5.3, 6.1 and 6.3.

- summarise entitlement and provision for early years education
- explain the characteristics of the different types of schools in relation to educational stage(s) and school governance
- explain the post-16 options for young people and adults

Task 2 links to learning outcome 2, assessment criteria 2.1 and 2.2.

- explain the strategic purpose of:
 - school governors
 - senior management team
 - other statutory roles eg. SENCO
 - teachers
 - support staff roles
- explain the roles of external professionals who may work with a school e.g. educational psychologist
- explain how the ethos, mission, aims and values of a school may be reflected in working practices
- evaluate methods of communicating a school's ethos, mission, aims and values
- summarise the laws and codes of practice affecting work in schools
- explain how legislation affects how schools work
- explain the roles of regulatory bodies relevant to the education sector which exist to monitor and enforce the legislative framework, including:
 - general bodies such as the Health and Safety Executive
 - school specific regulatory bodies
- explain why schools have policies and procedures
- summarise the policies and procedures schools may have relating to:
 - staff
 - pupil welfare
 - teaching and learning
 - equality, diversity and inclusion
 - parental engagement
- evaluate how school policies and procedures may be developed and communicated

- summarise the roles and responsibilities of national and local government for education policy and practice
- explain the role of schools in national policies relating to children, young people and families
- explain the roles of other organisations working with children and young people, and how these may impact on the work of schools.

TDA 3.3: Support learning activities

Unit reference F/601/4073 Level 3
 Credit value 4 GLH 20

Unit aim This unit provides the knowledge, understanding and skills to support learning activities. It requires competence in supporting the planning, delivery, assessment and review cycle.

Learner name:	CACHE Centre no:
CACHE PIN:	ULN:

Learning outcomes The learner will:	Assessment criteria The learner can:	Evidence record e.g. page number & method	Assessor judgement achieved Initial and date
Learning outcomes 1, 2, 3, 4, 5 and 6 must be assessed in real work environments by a vocationally competent assessor.			
1. Be able to contribute to planning learning activities.	1.1. Explain how a learning support practitioner may contribute to the planning, delivery and review of learning activities.		
	1.2. Evaluate own strengths and weaknesses in relation to supporting learning activities and how these may impact on the support that can be provided.		
	1.3. Use knowledge of the learners and curriculum to contribute to the teacher's planning.		
	1.4. Offer constructive suggestions for own role in supporting planned learning activities.		
	1.5. Identify and obtain the information required to support learning activities.		

Learning outcomes The learner will:	Assessment criteria The learner can:	Evidence record e.g. page number & method	Assessor judgement achieved Initial and date
2. Be able to prepare for learning activities.	2.1. Select and prepare the resources required for the planned learning activities.		
	2.2. Develop and adapt resources to meet the needs of learners.		
	2.3. Ensure the learning environment meets relevant health, safety, security and access requirements.		
3. Be able to support learning activities.	3.1. Select and demonstrate learning support strategies to meet the needs of learners.		
	3.2. Explain how social organisation and relationships may affect the learning process.		
	3.3. Give attention to learners in a way that balances the needs of individuals and the group as a whole.		
	3.4. Demonstrate ways of encouraging learners to take responsibility for their own learning.		
	3.5. Demonstrate ways of supporting learners to develop: <ul style="list-style-type: none"> • literacy skills • numeracy skills • ICT skills • problem solving skills. 		
	3.6. Explain the sorts of problems that might occur when supporting learning activities and how to deal with these.		

Learning outcomes The learner will:	Assessment criteria The learner can:	Evidence record e.g. page number & method	Assessor judgement achieved Initial and date
4. Be able to observe and report on learner participation and progress.	4.1. Apply skills and techniques for monitoring learners' response to learning activities.		
	4.2. Assess how well learners are participating in activities and the progress they are making.		
	4.3. Record observations and assessments of learner participation and progress in the required format.		
5. Be able to contribute to the evaluation of learning activities.	5.1. Explain the importance of evaluating learning activities.		
	5.2. Use the outcomes of observations and assessments to: <ul style="list-style-type: none"> • provide feedback to learners on progress made • provide the teacher with constructive feedback on the learning activities • provide the teacher with feedback on learners' participation and progress • reflect on and improve own practice in supporting learning activities. 		
6. Be able to evaluate own practice in relation to supporting literacy, numeracy and ICT.	6.1. Evaluate how own knowledge, understanding and skills in literacy, numeracy and ICT impact on practice.		
	6.2. Develop a plan for improving own knowledge, understanding and skills in literacy, numeracy and ICT.		

Learner declaration of authenticity:

I declare that the work presented for this unit is entirely my own work.

Learner signature:

Date:

Assessor sign off of completed unit: TDA 3.3

I confirm that the learner has met the requirements for all assessment criteria demonstrating knowledge and skills for this unit.

Assessor name:

Signature:

Date:

For e-portfolio a signature is not required, providing the learner has a personalised and secure login.

Additional information about the unit:	
Relationship to occupational standards – provided with the QCF unit	<p>STL18 Support pupils' learning activities STL8 Use information and communication technology to support pupils' learning STL29 Observe and promote pupil performance and development</p> <p>Introductory materials for teaching assistants:</p> <ul style="list-style-type: none"> • role and context • literacy • mathematics • information and communication technology.
Guidance for developing assessment arrangements for the unit:	
Unit assessment guidance – provided by the sector	<p>Unit needs to be assessed in line with the Teaching Agency (formerly Training and Development Agency for Schools (TDA)) QCF Assessment Principles.</p> <p>Learning outcomes 1, 2, 3, 4, 5 and 6 must be assessed in real work environments by a vocationally competent assessor.</p> <p>Information required to support learning activities includes:</p> <ul style="list-style-type: none"> • relevant school curriculum and age-related expectations of learners • the teaching and learning objectives • the learning resources required • own role in supporting the learning activities • any additional needs of the children or young people involved. <p>Resources to support learning activities includes:</p> <ul style="list-style-type: none"> • materials • equipment (including ICT) • software • books and other written materials.

	<p>Learning support strategies to support the needs of learners, e.g.:</p> <ul style="list-style-type: none">• creating a positive learning environment• managing behaviour• encouraging group cohesion and collaborative learning• prompting shy or reticent learners to ask questions and check understanding• translating or explaining words and phrases• reminding learners of teaching points made by the teacher• modelling correct use of language and vocabulary• ensuring learners understand the learning tasks• helping learners to use resources relevant to the learning activity• providing individual attention, reassurance and help with learning tasks as appropriate to learners' needs• modifying or adapting activities. <p>Social organisation and relationships, e.g.:</p> <ul style="list-style-type: none">• learner grouping• group development• group dynamics• the way adults interact and respond to learners. <p>Problems relating to:</p> <ul style="list-style-type: none">• the learning activities• the learning resources• the learning environment• the learners assessment.
--	--

Assessment task – TDA 3.3 Support learning activities

This is a skills/competency unit only; therefore, assessment by a CACHE task is not applicable.

TDA 3.4: Promote children and young people's positive behaviour

Unit reference A/601/4069

Level 3

Credit value 3

GLH 15

Unit aim This unit provides the knowledge, understanding and skills required to promote children and young people's positive behaviour. It requires demonstration of competence in promoting positive behaviour, managing inappropriate behaviour, dealing with challenging behaviour and contributing to reviews of behaviour and behaviour policies.

Learner name:	CACHE Centre no:
CACHE PIN:	ULN:

Learning outcomes The learner will:	Assessment criteria The learner can:	Evidence record e.g. page number & method	Assessor judgement achieved Initial and date
Learning outcomes 2, 3, 4 and 5 must be assessed in real work environments by a vocationally competent assessor.			
1. Understand policies and procedures for promoting children and young people's positive behaviour.	1.1. Summarise the policies and procedures of the setting relevant to promoting children and young people's positive behaviour.		
	1.2. Evaluate how the policies and procedures of the setting support children and young people to: <ul style="list-style-type: none"> • feel safe • make a positive contribution • develop social and emotional skills • understand expectations and limits. 		

Learning outcomes The learner will:	Assessment criteria The learner can:	Evidence record e.g. page number & method	Assessor judgement achieved Initial and date
	1.3. Explain the benefits of all staff consistently and fairly applying boundaries and rules for children and young people's behaviour in accordance with the policies and procedures of the setting.		
2. Be able to promote positive behaviour.	2.1. Explain the benefits of actively promoting positive aspects of behaviour.		
	2.2. Demonstrate ways of establishing ground rules with children and young people which underpin appropriate behaviour and respect for others.		
	2.3. Demonstrate strategies for promoting positive behaviour according to the policies and procedures of the setting.		
	2.4. Demonstrate realistic, consistent and supportive responses to children and young people's behaviour.		
	2.5. Provide an effective role model for the standards of behaviour expected of children, young people and adults within the setting.		
3. Be able to manage inappropriate behaviour.	3.1. Demonstrate strategies for minimising disruption through inappropriate behaviour of children and young people.		
	3.2. Demonstrate strategies for managing inappropriate behaviour according to the policies and procedures of the setting.		

Learning outcomes The learner will:	Assessment criteria The learner can:	Evidence record e.g. page number & method	Assessor judgement achieved Initial and date
	3.3. Apply rules and boundaries consistently and fairly, according to the age, needs and abilities of children and young people.		
	3.4. Provide support for colleagues to deal with inappropriate behaviour of children and young people.		
	3.5. Explain the sorts of behaviour or discipline problems that should be referred to others and to whom these should be referred.		
4. Be able to respond to challenging behaviour.	4.1. Recognise patterns and triggers which may lead to inappropriate behavioural responses and take action to pre-empt, divert or diffuse potential flash points.		
	4.2. Use agreed strategies for dealing with challenging behaviour according to the policies and procedures of the setting.		
	4.3. Assess and manage risks to own and others' safety when dealing with challenging behaviour.		
	4.4. Support children, young people and colleagues to identify the situations and circumstances which trigger inappropriate behavioural responses and ways of avoiding these from happening.		

Learning outcomes The learner will:	Assessment criteria The learner can:	Evidence record e.g. page number & method	Assessor judgement achieved Initial and date
	4.5. Recognise and take immediate action to deal with any bullying, harassment or oppressive behaviour according to the policies and procedures of the setting.		
5. Be able to contribute to reviews of behaviour and behaviour policies.	5.1. Demonstrate ways of supporting children and young people to review their behaviour and the impact of this on others, themselves and their environment.		
	5.2. Demonstrate ways of supporting children and young people with behavioural difficulties to identify and agree behaviour targets.		
	5.3. Use own knowledge of promoting positive behaviour to contribute to reviews of behaviour policies, including bullying, attendance and the effectiveness of rewards and sanctions.		
	5.4. Provide clear and considered feedback on the effectiveness of behaviour management strategies to inform policy review and development.		

Learner declaration of authenticity:

I declare that the work presented for this unit is entirely my own work.

Learner signature:

Date:

Assessor sign off of completed unit: TDA 3.4

I confirm that the learner has met the requirements for all assessment criteria demonstrating knowledge and skills for this unit.

Assessor name:

Signature:

Date:

For e-portfolio a signature is not required, providing the learner has a personalised and secure login.

Additional information about the unit:	
Relationship to occupational standards – provided with the QCF unit	<p>STL19 Promote positive behaviour STL37 Contribute to the prevention and management of challenging behaviour in children and young people (HSC326)</p> <p>Introductory training materials:</p> <ul style="list-style-type: none"> • Promoting positive behaviour.
Guidance for developing assessment arrangements for the unit:	
Unit assessment guidance – provided by the sector	<p>Unit needs to be assessed in line with the Teaching Agency (formerly Training and Development Agency for Schools (TDA)) QCF Assessment Principles.</p> <p>Learning outcomes 2, 3, 4 and 5 must be assessed in relation to the real work environment.</p> <p>Policies and procedures of the setting relevant to promoting positive behaviour e.g.:</p> <ul style="list-style-type: none"> • behaviour policy • code of conduct • rewards and sanctions • dealing with conflict and inappropriate behaviour • anti-bullying • attendance. <p>Inappropriate behaviour is behaviour which conflicts with the accepted values and beliefs of the setting and society. Inappropriate behaviour may be demonstrated through speech, writing, non-verbal behaviour or physical abuse.</p> <p>Challenging behaviour may involve:</p> <ul style="list-style-type: none"> • verbal abuse (e.g. racist comments, threats, bullying others) • physical abuse (such as assault of others, damaging property) • behaviour which is destructive to the child/young person • behaviour which is illegal.

Assessment task – TDA 3.4 Promote children and young people's positive behaviour

Task links to learning outcome 1, assessment criteria 1.1, 1.2 and 1.3.

Produce information about promoting positive behaviour for parents, children and young people within the school setting. This could take the form of a document for the school welcome pack or presented as part of a display within the environment. The information must show that you can:

- summarise the **policies and procedures** of the setting relevant to promoting children and young people's positive behaviour
- evaluate how the policies and procedures of the setting support children and young people to:
 - feel safe
 - make a positive contribution
 - develop social and emotional skills
 - understand expectations and limits
- explain the benefits of all staff consistently and fairly applying boundaries and rules for children and young people's behaviour in accordance with the policies and procedures of the setting.

TDA 3.5: Develop professional relationships with children, young people and adults

Unit reference H/601/4065

Level 3

Credit value 2

GLH 10

Unit aim This unit covers the competence required to develop professional relationships with children, young people and adults.

Learner name:	CACHE Centre no:
CACHE PIN:	ULN:

Learning outcomes The learner will:	Assessment criteria The learner can:	Evidence record e.g. page number & method	Assessor judgement achieved Initial and date
Learning outcomes 1, 2, 3, 4 and 5 must be assessed in real work environments by a vocationally competent assessor.			
1. Be able to develop professional relationships with children and young people.	1.1. Demonstrate how to establish rapport and respectful, trusting relationships with children and young people.		
	1.2. Demonstrate supportive and realistic responses to children and young people's questions, ideas, suggestions and concerns.		
	1.3. Demonstrate how to support children and young people in making choices for themselves.		
	1.4. Give attention to individual children and young people in a way that is fair to them and the group as a whole.		

Learning outcomes The learner will:	Assessment criteria The learner can:	Evidence record e.g. page number & method	Assessor judgement achieved Initial and date
2. Be able to communicate with children and young people.	2.1. Use different forms of communication to meet the needs of children and young people.		
	2.2. Demonstrate how to adapt communication with children and young people for: <ul style="list-style-type: none"> • the age and stage of development of the child or young person • the context of the communication • communication differences. 		
	2.3. Demonstrate strategies and techniques to promote understanding and trust in communication with children and young people.		
3. Be able to develop professional relationships with adults.	3.1. Demonstrate how to establish rapport and professional relationships with adults.		
	3.2. Demonstrate how to adapt communication with adults for: <ul style="list-style-type: none"> • cultural and social differences • the context of the communication • communication differences. 		
	3.3. Demonstrate strategies and techniques to promote understanding and trust in communication with adults.		

Learning outcomes The learner will:	Assessment criteria The learner can:	Evidence record e.g. page number & method	Assessor judgement achieved Initial and date
	3.4. Use skills and techniques to resolve misunderstandings and conflicts constructively.		
	3.5. Explain when and how to refer other adults to further sources of information, advice or support.		
4. Be able to support children and young people in developing relationships.	4.1. Demonstrate ways of helping children and young people to understand the value and importance of positive relationships with others.		
	4.2. Provide an effective role model in own relationships with children, young people and adults.		
	4.3. Use appropriate strategies for encouraging and supporting children and young people to understand and respect other people's: <ul style="list-style-type: none"> • individuality, diversity and differences • feelings and points of view. 		
	4.4. Demonstrate ways of encouraging and supporting children and young people to deal with conflict for themselves.		
	4.5. Provide encouragement and support for other adults in the setting to have positive relationships with children and young people.		

Learning outcomes The learner will:	Assessment criteria The learner can:	Evidence record e.g. page number & method	Assessor judgement achieved Initial and date
5. Be able to comply with policies and procedures for confidentiality, sharing information and data protection.	5.1. Apply the setting's policies and procedures for: <ul style="list-style-type: none"> • sharing information • confidentiality • data protection. 		
	5.2. Demonstrate how to report and record information formally and informally in the appropriate way for the audience concerned.		

Learner declaration of authenticity:

I declare that the work presented for this unit is entirely my own work.

Learner signature:

Date:

Assessor sign off of completed unit: TDA 3.5

I confirm that the learner has met the requirements for all assessment criteria demonstrating knowledge and skills for this unit.

Assessor name:

Signature:

Date:

For e-portfolio a signature is not required, providing the learner has a personalised and secure login.

Additional information about the unit:	
Relationship to occupational standards – provided with the QCF unit	<p>STL20 Develop and promote positive relationships (CCLD 301)</p> <p>Introductory training materials:</p> <ul style="list-style-type: none"> • Promoting positive behaviour.
Guidance for developing assessment arrangements for the unit:	
Unit assessment guidance – provided by the sector	<p>Unit needs to be assessed in line with the Teaching Agency (formerly Training and Development Agency for Schools (TDA)) QCF Assessment Principles.</p> <p>Learning outcomes 1, 2, 3, 4, and 5 must be assessed in relation to the real work environment.</p> <p>Forms of communication e.g.:</p> <ul style="list-style-type: none"> • spoken language • play • body language • sign language. <p>Communication differences between individuals which may create barriers to effective communication between them e.g.:</p> <ul style="list-style-type: none"> • language • sensory impairment • speech, language or communication impairment • cognitive abilities • emotional state • cultural differences. <p>Strategies and techniques to promote understanding and trust in communication e.g.:</p> <ul style="list-style-type: none"> • active listening • avoiding assumptions • using questions to clarify and check understanding • summarising and confirming key points.

Assessment task – TDA 3.5 Develop professional relationships with children, young people and adults

This is a skills/competency unit only; therefore, assessment by a CACHE task is not applicable.

TDA 3.6: Promote equality, diversity and inclusion in work with children and young people

Unit reference M/601/4070 Level 3

Credit value 2 GLH 10

Unit aim This unit provides the knowledge, understanding and skills needed to promote equality, diversity and inclusion in work with children and young people. It requires demonstration of competence in promoting equality and diversity and supporting inclusion.

Learner name:	CACHE Centre no:
CACHE PIN:	ULN:

Learning outcomes The learner will:	Assessment criteria The learner can:	Evidence record e.g. page number & method	Assessor judgement achieved Initial and date
Learning outcomes 1 and 3 must be assessed in real work environments by a vocationally competent assessor.			
1. Be able to promote equality and diversity in work with children and young people.	1.1. Identify the current legislation and codes of practice relevant to the promotion of equality and valuing of diversity.		
	1.2. Explain the importance of promoting the rights of all children and young people to participation and equality of access .		
	1.3. Explain the importance and benefits of valuing and promoting cultural diversity in work with children and young people.		
	1.4. Interact with children and young people in a way that values diversity and respects cultural, religious and ethnic differences.		

Learning outcomes The learner will:	Assessment criteria The learner can:	Evidence record e.g. page number & method	Assessor judgement achieved Initial and date
	1.5. Demonstrate ways of applying the principles of equality, diversity and anti-discriminatory practice in own work with children and young people.		
2. Understand the impact of prejudice and discrimination on children and young people.	2.1. Explain ways in which children and young people can experience prejudice and discrimination.		
	2.2. Analyse the impact of prejudice and discrimination on children and young people.		
	2.3. Evaluate how own attitudes, values and behaviour could impact on work with children and young people.		
	2.4. Explain how to promote anti-discriminatory practice in work with children and young people.		
	2.5. Explain how to challenge discrimination.		
3. Be able to support inclusion and inclusive practices in work with children and young people.	3.1. Explain what is meant by inclusion and inclusive practices.		
	3.2. Identify barriers to children and young people's participation.		
	3.3. Demonstrate ways of supporting inclusion and inclusive practices in own work with children and young people.		

Learner declaration of authenticity:

I declare that the work presented for this unit is entirely my own work.

Learner signature:

Date:

Assessor sign off of completed unit: TDA 3.6

I confirm that the learner has met the requirements for all assessment criteria demonstrating knowledge and skills for this unit.

Assessor name:

Signature:

Date:

For e-portfolio a signature is not required, providing the learner has a personalised and secure login.

Additional information about the unit:	
<p>Relationship to occupational standards – provided with the QCF unit</p>	<p>STL18 Support pupils' learning activities STL23 Plan, deliver and evaluate teaching and learning activities under the direction of a teacher STL38 Support children with disabilities or special educational needs and their families (CCLD 321) STL35 Support bilingual/multilingual pupils STL36 Provide bilingual/multilingual support for teaching and learning</p> <p>Introductory training materials:</p> <ul style="list-style-type: none"> • Inclusion modules.
Guidance for developing assessment arrangements for the unit:	
<p>Unit assessment guidance – provided by the sector</p>	<p>Unit needs to be assessed in line with the Teaching Agency Training and Development Agency for Schools (TDA) QCF Assessment Principles.</p> <p>Learning outcomes 1 and 3 must be assessed in relation to the real work environment.</p> <p>Participation: involves asking children and young people what works, what doesn't work and what could work better; and involving them in the design, delivery and evaluation of services, on an on-going basis.</p> <p>Equality of access: ensuring that discriminatory barriers to access are removed and allowing for children and young peoples' individual needs.</p> <p>Anti-discriminatory practice: taking positive action to counter discrimination. This will involve identifying and challenging discrimination and being positive in own practice about differences and similarities between people.</p> <p>Inclusion: a process of identifying, understanding and breaking down barriers to participation and belonging.</p>

Assessment task – TDA 3.6 Promote equality, diversity and inclusion in work with children and young people

Task links to learning outcome 2, assessment criteria 2.1, 2.2, 2.3, 2.4 and 2.5.

Equality, diversity and inclusion are integral to all work that is undertaken in the educational environment. You have a meeting scheduled with your mentor to enhance your understanding of this important area. Prior to this meeting you need to prepare the following:

- an explanation of ways in which children and young people can experience prejudice and discrimination
- an analysis of the impact of prejudice and discrimination on children and young people
- an evaluation of how your own attitudes, values and behaviour could impact on work with children and young people
- an explanation how to promote anti-discriminatory practice in work with children and young people
- an explanation of how to challenge discrimination.

Learning outcomes The learner will:	Assessment criteria The learner can:	Evidence record e.g. page number & method	Assessor judgement achieved Initial and date
	1.5. Explain how assessment for learning can contribute to planning for future learning carried out by: <ul style="list-style-type: none"> • the teacher • the learners • the learning support practitioner. 		
2. Be able to use assessment strategies to promote learning.	2.1. Obtain the information required to support assessment for learning.		
	2.2. Use clear language and examples to discuss and clarify personalised learning goals and criteria for assessing progress with learners.		
	2.3. Use assessment opportunities and strategies to gain information and make judgements about how well learners are participating in activities and the progress they are making.		
	2.4. Provide constructive feedback to learners to help them understand what they have done well and what they need to develop.		
	2.5. Provide opportunities and encouragement for learners to improve upon their work.		
3. Be able to support learners in reviewing their learning strategies and achievements.	3.1. Use information gained from monitoring learner participation and progress to help learners to review their learning strategies, achievements and future learning needs.		

Learning outcomes The learner will:	Assessment criteria The learner can:	Evidence record e.g. page number & method	Assessor judgement achieved Initial and date
	3.2. Listen carefully to learners and positively encourage them to communicate their needs and ideas for future learning.		
	3.3. Support learners in using peer assessment and self-assessment to evaluate their learning achievements.		
	3.4. Support learners to: <ul style="list-style-type: none"> • reflect on their learning • identify the progress they have made • identify their emerging learning needs • identify the strengths and weaknesses of their learning strategies and plan how to improve them. 		
4. Be able to contribute to reviewing assessment for learning.	4.1. Provide feedback to the teacher on: <ul style="list-style-type: none"> • learner participation and progress in the learning activities • learners' engagement in and response to assessment for learning • learners' progress in taking responsibility for their own learning. 		
	4.2. Use the outcomes of assessment for learning to reflect on and improve own contribution to supporting learning.		

Learner declaration of authenticity:

I declare that the work presented for this unit is entirely my own work.

Learner signature:

Date:

Assessor sign off of completed unit: TDA 3.7

I confirm that the learner has met the requirements for all assessment criteria demonstrating knowledge and skills for this unit.

Assessor name:

Signature:

Date:

For e-portfolio a signature is not required, providing the learner has a personalised and secure login.

Additional information about the unit:	
Relationship to occupational standards – provided with the QCF unit	STL30 Contribute to assessment for learning
Guidance for developing assessment arrangements for the unit:	
Unit assessment guidance – provided by the sector	<p>Unit needs to be assessed in line with the Teaching Agency (formerly Training and Development Agency for Schools (TDA)) QCF Assessment Principles.</p> <p>Learning outcomes 2, 3 and 4 must be assessed in relation to the real work environment.</p> <p>Assessment for learning involves using assessment, as part of teaching and learning, in ways that will raise learners' achievement.</p> <p>Information required to support assessment for learning:</p> <ul style="list-style-type: none"> • the learning objectives for the activities • the personalised learning goals for individual learners • the success criteria for the learning activities • the assessment opportunities and strategies relevant to own role in the learning activities. <p>Personalised learning goals will reflect the learning objectives of activities and take account of the past achievements and current learning needs of individual learners.</p>

	<p>Assessment opportunities and strategies are the occasions, approaches and techniques used for on-going assessment during learning activities, such as:</p> <ul style="list-style-type: none">• using open-ended questions• observing learners• listening to how learners describe their work and their reasoning• checking learners' understanding• engaging learners in reviewing progress• encouraging learners to keep in mind their learning goals and to assess their own progress to meeting these as they proceed• encouraging learners to review and comment on their work before handing it in or discussing it with the teacher• praising learners when they focus their comments on their personalised learning goals for the task.
--	---

Assessment task – TDA 3.7 Support assessment for learning

Task links to learning outcome 1, assessment criteria 1.1, 1.2, 1.3, 1.4 and 1.5.

Produce a briefing paper regarding assessment for learning for the next governing body meeting. The information must show that you can:

- compare and contrast the roles of the teacher and the learning support practitioner in assessment of learners' achievements
- summarise the difference between formative and summative assessment
- explain the characteristics of **assessment for learning**
- explain the importance and benefits of assessment for learning
- explain how assessment for learning can contribute to planning for future learning carried out by:
 - the teacher
 - the learners
 - the learning support practitioner.

NB: You may choose to present your information diagrammatically with written information or in a written form.

CYP Core 3.1: Understand child and young person development



Unit reference L/601/1693 Level 3

Credit value 4 GLH 30

Unit aim This unit provides knowledge and understanding of how children and young people from birth to 19 years develop, including underpinning theoretical perspectives. It also includes actions taken when differences in development are identified and the potential effects of transitions on children and young people's development.

Learner name:	CACHE Centre no:
CACHE PIN:	ULN:

Learning outcomes The learner will:	Assessment criteria The learner can:	Evidence record e.g. page number & method	Assessor judgement achieved Initial and date
1. Understand the expected pattern of development for children and young people from birth - 19 years.	1.1. Explain the sequence and rate of each aspect of development from birth – 19 years.		
	1.2. Explain the difference between sequence of development and rate of development and why the difference is important.		
2. Understand the factors that influence children and young people's development and how these affect practice.	2.1. Explain how children and young people's development is influenced by a range of personal factors .		
	2.2. Explain how children and young people's development is influenced by a range of external factors .		
	2.3. Explain how theories of development and frameworks to support development influence current practice.		

Learning outcomes The learner will:	Assessment criteria The learner can:	Evidence record e.g. page number & method	Assessor judgement achieved Initial and date
3. Understand how to monitor children and young people's development and interventions that should take place if this is not following the expected pattern.	3.1. Explain how to monitor children and young people's development using different methods .		
	3.2. Explain the reasons why children and young people's development may not follow the expected pattern.		
	3.3. Explain how disability may affect development.		
	3.4. Explain how different types of interventions can promote positive outcomes for children and young people where development is not following the expected pattern.		
4. Understand the importance of early intervention to support the speech, language and communication needs of children and young people.	4.1. Analyse the importance of early identification of speech, language and communication delays and disorders and the potential risks of late recognition.		
	4.2. Explain how multi-agency teams work together to support speech, language and communication.		
	4.3. Explain how play and activities are used to support the development of speech, language and communication.		
5. Understand the potential effects of transitions on children and young people's development.	5.1. Explain how different types of transitions can affect children and young people's development.		
	5.2. Evaluate the effect on children and young people of having positive relationships during periods of transition.		

Learner declaration of authenticity:

I declare that the work presented for this unit is entirely my own work.

Learner signature:

Date:

Assessor sign off of completed unit: CYP Core 3.1

I confirm that the learner has met the requirements for all assessment criteria demonstrating knowledge and skills for this unit.

Assessor name:

Signature:

Date:

For e-portfolio a signature is not required, providing the learner has a personalised and secure login.

Additional information about the unit:	
Relationship to occupational standards – provided with the QCF unit	CCLD 303 Promote children's development HSC36 Contribute to the assessment of children and young peoples' needs and the development of care plans CWDC Training, Support and Development Standards for Foster Care, Standard 5 Understand the development of children and young people
Guidance for developing assessment arrangements for the unit:	
Unit assessment guidance – provided by the sector	<p>Unit needs to be assessed in line with the Skills for Care and Development QCF Assessment Principles.</p> <p>Aspects of development including:</p> <ul style="list-style-type: none"> • physical • communication • intellectual/cognitive • social, emotional and behavioural • moral. <p>Personal factors including:</p> <ul style="list-style-type: none"> • health status • disability • sensory impairment • learning difficulties.

	<p>External factors including:</p> <ul style="list-style-type: none">• poverty and deprivation• family environment and background• personal choices• looked after/care status• education. <p>Theories of development including:</p> <ul style="list-style-type: none">• cognitive (e.g. Piaget)• psychoanalytic (e.g. Freud)• humanist (e.g. Maslow)• social Learning (e.g. Bandura)• operant conditioning (e.g. Skinner)• behaviourist (e.g. Watson). <p>Frameworks to support development including:</p> <ul style="list-style-type: none">• social pedagogy. <p>Methods of assessing development needs e.g.:</p> <ul style="list-style-type: none">• assessment framework/s• observation• standard measurements• information from carers and colleagues. <p>Reasons why development is not following expected pattern e.g.:</p> <ul style="list-style-type: none">• disability• emotional• physical• environmental• cultural• social• learning needs• communication. <p>Different types of interventions e.g.:</p> <ul style="list-style-type: none">• social worker• speech and language therapist• psychologist• psychiatrist• youth justice• physiotherapist
--	--

	<ul style="list-style-type: none">• nurse specialist• additional learning support• assistive technology• health visitor. <p>Models of and attitudes to disability e.g.:</p> <ul style="list-style-type: none">• social model• medical model• cultural differences• stereotyping• low expectations• benefits of positive attitudes to disability. <p>Different types of transitions including:</p> <ul style="list-style-type: none">• emotional, affected by personal experience e.g. bereavement, entering/leaving care• physical e.g. moving to a new educational establishment, a new home/locality, from one activity to another• physiological e.g. puberty, long term medical conditions• intellectual e.g. moving from pre-school to primary to post-primary.
--	--

Assessment task – CYP Core 3.1 Understand child and young person development

The opportunity for children and young people to develop in a loving caring environment is vital to their development. It is important that professional practitioners know the expected aspects and rate of development to ensure that individuals in their care are given the best opportunity to thrive. The following tasks will help you to understand the support that each child or young person may need.

Produce a development folder for reference for use in your setting by yourself and colleagues, which contains the following:

Task 1 links to learning outcome 1, assessment criteria 1.1 and 1.2.

- an explanation of the sequence and rate of each **aspect of development** from birth to 19 years. You may find a timeline useful as part of your explanation
- an explanation of the difference between:
 - the sequence of and rate of development
 - and why this difference is important

Task 2 links to learning outcome 2, assessment criteria 2.1, 2.2 and 2.3.

- an explanation of how children and young people's development is influenced by:
 - a range of **external factors**
 - a range of **personal factors**
- an explanation of how current practice is influenced by:
 - **theories of development**
 - **frameworks to support development**

Task 3 links to learning outcome 3, assessment criteria 3.1, 3.2 and 3.3.

- an explanation of how to monitor children and young people's development using different **methods**. You may find it helpful to use work products to illustrate your answer, e.g. child observations assessment frameworks
- an explanation of the **reasons** why children and young people's development may not follow the expected pattern. You may find it helpful to use work products to illustrate your answer
- an explanation of how disability may affect development
- an explanation of how **different types of interventions** can promote positive outcomes for children and young people where development is not following the expected pattern

Task 4 links to learning outcome 4, assessment criteria 4.1, 4.2 and 4.3.

- an analysis that shows the importance of early identification of speech, language and communication delays and disorders and the potential risks of late recognition
- an explanation of how multi-agency teams work together to support speech, language and communication
- an explanation of how play and activities are used to support the development of speech, language and communication

Task 5 links to learning outcome 5, assessment criteria 5.1 and 5.2.

- an explanation of how **different types of transitions** can affect children and young people's development
- an evaluation of the effect on children and young people of having positive relationships during periods of transition. You may find it helpful to use work products to support your evidence.

NB: Please ensure that you refer to the unit additional guidance throughout the completion of these tasks.

Assessment of knowledge for unit 3.2 Promote child and young person development

You may choose to add the knowledge requirements of unit 3.2 to your development folder. Your Assessor must record achievement of this assessment on the documentation for unit 3.2.

CYP Core 3.3: Understand how to safeguard the well-being of children and young people



Unit reference Y/601/1695

Level 3

Credit value 3

GLH 25

Unit aim This unit provides the knowledge and understanding required to support the safeguarding of children and young people. The unit contains material on e-safety.

Learner name:	CACHE Centre no:
CACHE PIN:	ULN:

Learning outcomes The learner will:	Assessment criteria The learner can:	Evidence record e.g. page number & method	Assessor judgement achieved Initial and date
1. Understand the main legislation, guidelines, policies and procedures for safeguarding children and young people.	1.1. Outline current legislation, guidelines, policies and procedures within own UK Home Nation affecting the safeguarding of children and young people.		
	1.2. Explain child protection within the wider concept of safeguarding children and young people.		
	1.3. Analyse how national and local guidelines, policies and procedures for safeguarding affect day to day work with children and young people.		
	1.4. Explain when and why inquiries and serious case reviews are required and how the sharing of the findings informs practice.		

Learning outcomes The learner will:	Assessment criteria The learner can:	Evidence record e.g. page number & method	Assessor judgement achieved Initial and date
	1.5. Explain how the processes used by own work setting or service comply with legislation that covers data protection, information handling and sharing.		
2. Understand the importance of working in partnership with other organisations to safeguard children and young people.	2.1. Explain the importance of safeguarding children and young people.		
	2.2. Explain the importance of a child or young person-centred approach.		
	2.3. Explain what is meant by partnership working in the context of safeguarding.		
	2.4. Describe the roles and responsibilities of the different organisations that may be involved when a child or young person has been abused or harmed.		
3. Understand the importance of ensuring children and young people's safety and protection in the work setting.	3.1. Explain why it is important to ensure children and young people are protected from harm within the work setting.		
	3.2. Explain policies and procedures that are in place to protect children and young people and adults who work with them.		
	3.3. Evaluate ways in which concerns about poor practice can be reported whilst ensuring that whistleblowers and those whose practice or behaviour is being questioned are protected.		

Learning outcomes The learner will:	Assessment criteria The learner can:	Evidence record e.g. page number & method	Assessor judgement achieved Initial and date
	3.4. Explain how practitioners can take steps to protect themselves within their everyday practice in the work setting and on off site visits.		
4. Understand how to respond to evidence or concerns that a child or young person has been abused or harmed.	4.1. Describe the possible signs, symptoms, indicators and behaviours that may cause concern in the context of safeguarding.		
	4.2. Describe the actions to take if a child or young person alleges harm or abuse in line with policies and procedures of own setting.		
	4.3. Explain the rights that children, young people and their carers have in situations where harm or abuse is suspected or alleged.		
5. Understand how to respond to evidence or concerns that a child or young person has been bullied.	5.1. Explain different types of bullying and the potential effects on children and young people.		
	5.2. Outline the policies and procedures that should be followed in response to concerns or evidence of bullying and explain the reasons why they are in place.		
	5.3. Explain how to support a child or young person and/or their family when bullying is suspected or alleged.		
6. Understand how to work with children and young people to support their safety and wellbeing.	6.1. Explain how to support children and young people's self-confidence and self-esteem.		

Learning outcomes The learner will:	Assessment criteria The learner can:	Evidence record e.g. page number & method	Assessor judgement achieved Initial and date
	6.2. Analyse the importance of supporting resilience in children and young people.		
	6.3. Explain why it is important to work with the child or young person to ensure they have strategies to protect themselves and make decisions about safety.		
	6.4. Explain ways of empowering children and young people to make positive and informed choices that support their well-being and safety.		
7. Understand the importance of e-safety for children and young people.	7.1. Explain the risks and possible consequences for children and young people of being online and of using a mobile phone.		
	7.2. Describe ways of reducing risk to children and young people from: <ul style="list-style-type: none"> • social networking • internet use • buying online • using a mobile phone. 		

Learner declaration of authenticity:

I declare that the work presented for this unit is entirely my own work.

Learner signature:

Date:

Assessor sign off of completed unit: CYP Core 3.3

I confirm that the learner has met the requirements for all assessment criteria demonstrating knowledge and skills for this unit.

Assessor name:

Signature:

Date:

For e-portfolio a signature is not required, providing the learner has a personalised and secure login.

Additional information about the unit:	
<p>Relationship to occupational standards – provided with the QCF unit</p>	<p>CCLD 305 Protect and promote children’s rights LDSS 1 Contribute to the protection of children and young people from abuse HSC34 Promote the well-being and protection of children and young people CWDC Training, support and development standards for Foster care Standard 6 Safeguard children and young people UK Codes of Practice for Social Care Workers</p>
Guidance for developing assessment arrangements for the unit:	
<p>Unit assessment guidance – provided by the sector</p>	<p>Units need to be assessed in line with the Skills for Care and Development QCF Assessment Principles.</p> <p>Day to day work e.g.:</p> <ul style="list-style-type: none"> • childcare practice • child protection • risk assessment • ensuring the voice of the child or young person is heard (e.g. providing advocacy services) • supporting children and young people and others who may be expressing concerns. <p>Different organisations e.g.:</p> <ul style="list-style-type: none"> • social services • NSPCC • health visiting • GP • probation • police • school • psychology service. <p>Policies and procedures e.g.:</p> <ul style="list-style-type: none"> • working in an open and transparent way • listening to children and young people • duty of care • whistleblowing • power and positions of trust • propriety and behaviour • physical contact • intimate personal care

	<ul style="list-style-type: none">• off site visits• photography and video• sharing concerns and recording/ reporting incidents. <p>Bullying e.g.:</p> <ul style="list-style-type: none">• physical (pushing, kicking, hitting, pinching and other forms of violence or threats)• verbal (name-calling, insults, sarcasm, spreading rumours, persistent teasing)• emotional (excluding, tormenting, ridicule, humiliation)• cyberbullying (the use of Information and Communications Technology, particularly mobile phones and the internet, deliberately to upset someone else)• specific types of bullying which can relate to all the above such as homophobic or gender based, racist, relating to special educational needs and disabilities.
--	--

Assessment task – CYP Core 3.3 Understand how to safeguard the wellbeing of children and young people

'Please keep me safe.' This simple but profoundly important hope is the very minimum upon which every child and young person should be able to depend.

Protection of Children in England 'A progress report 12th March 2009'

Task 1 links to learning outcome 1, assessment criteria 1.1, 1.2, 1.3, 1.4 and 1.5.

In order to support the above statement you need to compile a folder which includes:

- an outline of current legislation, guidelines, policies and procedures within own UK Home Nation affecting the safeguarding of children and young people
- an explanation of child protection within the wider concept of safeguarding children and young people
- an analysis of how national and local guidelines, policies and procedures for safeguarding affect **day to day work** with children and young people
- an explanation of when and why inquiries and serious case reviews are required and how the sharing of the findings informs practice
- an explanation of how the processes used by own work setting or service comply with legislation that covers data protection, information handling and sharing.

Task 2 links to learning outcome 2, assessment criteria 2.1, 2.2, 2.3 and 2.4.

An important part of safeguarding children and young people is working in partnership with other organisations to ensure a robust support system. Add to your folder the following:

- an explanation of the importance of safeguarding children and young people
- an explanation of the importance of a child or young person-centred approach
- an explanation of what is meant by partnership working in the context of safeguarding
- a description of the roles and responsibilities of the **different organisations** that may be involved when a child or young person has been abused or harmed.

Task 3 links to learning outcome 3, assessment criteria 3.1, 3.2, 3.3 and 3.4.

Policies and procedures form an important part of work place practice. It is vital to ensure that all staff have a clear understanding of the requirements and responsibilities in relation to the safeguarding of children, young people and staff. Add to your folder the following:

- an explanation of why it is important to ensure children and young people are protected from harm within the work setting
- an explanation of **policies and procedures** that are in place to protect children and young people and adults who work with them

- an evaluation of ways in which concerns about poor practice can be reported whilst ensuring that whistleblowers and those whose practice or behaviour is being questioned are protected
- an explanation of how practitioners can take steps to protect themselves within their everyday practice in the work setting and on off site visits.

Task 4 links to learning outcome 4, assessment criteria 4.1, 4.2 and 4.3.

It is important that as a child care practitioner you are able to respond to a child or young person who may have been abused or harmed. Add to your folder the following:

- a description of the possible signs, symptoms, indicators and behaviours that may cause concern in the context of safeguarding
- a description of the actions to take if a child or young person alleges harm or abuse in line with policies and procedures of own setting
- an explanation of the rights that children, young people and their carers have in situations where harm or abuse is suspected or alleged.

Task 5 links to learning outcome 5, assessment criteria 5.1, 5.2 and 5.3.

As bullying appears to be more prevalent in society you will need to be able to identify and manage situations where bullying may occur. Add to your folder the following:

- an explanation of different types of **bullying** and the potential effects on children and young people
- an outline of the policies and procedures that should be followed in response to concerns or evidence of bullying and explain the reasons why they are in place
- an explanation of how to support a child or young person and/or their family when bullying is suspected or alleged.

Task 6 links to learning outcome 6, assessment criteria 6.1, 6.2 and 6.3.

An important part of safeguarding is to empower the child or young person so that they can develop strategies to protect themselves. Add your folder the following:

- an explanation of how to support children and young people's self-confidence and self-esteem
- an analysis of the importance of supporting resilience in children and young people
- an explanation of why it is important to work with the child or young person to ensure they have strategies to protect themselves and make decisions about safety
- an explanation of ways of empowering children and young people to make positive and informed choices that support their well-being and safety.

Task 7 links to learning outcome 7, assessment criteria 7.1 and 7.2.

E-safety is an area of growing importance and you need to be informed of the issues involved in new technology. Add to your folder the following:

- an explanation of the risks and possible consequences for children and young people of being online and of using a mobile phone
- a description of ways of reducing risk to children and young people from:
 - social networking
 - internet use
 - buying online
 - using a mobile phone.

CYP Core 3.4: Support children and young people's health and safety

Unit reference D/601/1696 Level 3

Credit value 2 GLH 15

Unit aim This unit provides the knowledge, understanding and skills required to support children and young people's health and safety. It requires a demonstration of competence in recognising hazards and undertaking risk assessments in the work setting.

Learner name:	CACHE Centre no:
CACHE PIN:	ULN:

Learning outcomes The learner will:	Assessment criteria The learner can:	Evidence record e.g. page number & method	Assessor judgement achieved Initial and date
Learning outcome 2 must be assessed in a real work environment by a qualified vocationally competent assessor.			
1. Understand how to plan and provide environments and services that support children and young people's health and safety.	1.1. Describe the factors to take into account when planning healthy and safe indoor and outdoor environments and services.		
	1.2. Explain how health and safety is monitored and maintained and how people in the work setting are made aware of risks and hazards and encouraged to work safely.		
	1.3. Identify sources of current guidance for planning healthy and safe environments and services.		
	1.4. Explain how current health and safety legislation, policies and procedures are implemented in own work setting or service.		

Learning outcomes The learner will:	Assessment criteria The learner can:	Evidence record e.g. page number & method	Assessor judgement achieved Initial and date
2. Be able to recognise and manage risks to health, safety and security in a work setting or off site visits.	2.1. Demonstrate how to identify potential hazards to the health, safety and security of children or young people, families and other visitors and colleagues.		
	2.2. Demonstrate ability to deal with hazards in the work setting or in off site visits.		
	2.3. Undertake a health and safety risk assessment in own work setting or service illustrating how its implementation will reduce risk.		
	2.4. Explain how health and safety risk assessments are monitored and reviewed.		
3. Understand how to support children and young people to assess and manage risk for themselves.	3.1. Explain why it is important to take a balanced approach to risk management .		
	3.2. Explain the dilemma between the rights and choices of children and young people and health and safety requirements.		
	3.3. Give example from own practice of supporting children or young people to assess and manage risk.		

Learning outcomes The learner will:	Assessment criteria The learner can:	Evidence record e.g. page number & method	Assessor judgement achieved Initial and date
4. Understand appropriate responses to accidents, incidents, emergencies and illness in work settings and off site visits.	4.1. Explain the policies and procedures of the setting or service in response to accidents, incidents, emergencies and illness.		
	4.2. Identify the correct procedures for recording and reporting accidents, incidents, injuries, signs of illness and other emergencies.		

Learner declaration of authenticity:

I declare that the work presented for this unit is entirely my own work.

Learner signature:

Date:

Assessor sign off of completed unit: CYP Core 3.4

I confirm that the learner has met the requirements for all assessment criteria demonstrating knowledge and skills for this unit.

Assessor name:

Signature:

Date:

For e-portfolio a signature is not required, providing the learner has a personalised and secure login.

Additional information about the unit:	
Relationship to occupational standards – provided with the QCF unit	<p>CCLD 302 Develop and maintain a healthy, safe and secure environment for children</p> <p>HSC 32 Promote, monitor and maintain health, safety and security in the working environment</p> <p>LDSS Unit 2 Ensure your own actions reduce risk to health and safety</p> <p>CWDC Training, support and development standards for Foster care, Standard 3 Understand health and safety, and healthy care</p> <p>UK Codes of Practice for Social Care Workers.</p>
Guidance for developing assessment arrangements for the unit:	
Additional unit assessment requirements - provided with the QCF unit	<p>Assessment of learning outcome 2 must take place in a real work environment. Simulation is not permitted.</p> <p>Unit should be assessed in line with the Skills for Care and Development QCF Assessment Principles.</p>
Unit assessment guidance – provided by the sector	<p>Factors e.g.:</p> <ul style="list-style-type: none"> • the individual needs, age and abilities of the children and young people • specific risks to individuals such as pregnancy, sensory impairments • the needs of carers where relevant • the function and purpose of environments and services offered • the duty of care • desired outcomes for the children and young people • lines of responsibility and accountability. <p>Potential hazards e.g.:</p> <ul style="list-style-type: none"> • physical • security • fire • food safety • personal safety. <p>Other people including:</p> <ul style="list-style-type: none"> • colleagues • visitors • families and carers.

	<p>Balanced approach to risk management:</p> <ul style="list-style-type: none"> • taking into account child or young person's age, needs and abilities • avoiding excessive risk taking • not being excessively risk averse • recognising the importance of risk and challenge to a child or young person's development. <p>Accidents, incidents, emergencies and illness e.g.:</p> <ul style="list-style-type: none"> • accidents involving children, young people or adults • incidents – all types • emergencies such as fire, missing children or young people, evacuation • recognising signs of illness such as fever, rashes or unconsciousness and taking appropriate action.
<p>Unit assessment guidance - provided by CACHE</p>	<p>Learning outcome 2 must be assessed in real work environments by a qualified occupationally competent assessor. Simulation is not permitted.</p>

Assessment task – CYP Core 3.4 Support children and young people's health and safety

Providing a safe environment for children and young people requires knowledge of understanding of hazards and an ability to assess and manage risk.

Task 1 links to learning outcome 1, assessment criteria 1.1, 1.2, 1.3 and 1.4.

You are asked to provide a resource to inform staff in the setting about health and safety issues. You will need to provide:

- a description of the **factors** to take into account when planning healthy and safe indoor and outdoor environments and services
- an explanation of how health and safety is monitored and maintained and how people in the work setting are made aware of risks and hazards and encouraged to work safely
- an identification of sources of current guidance for planning healthy and safe environments and services
- an explanation of how current health and safety legislation, policies and procedures are implemented in own work setting or service.

Task 2 links to learning outcome 3, assessment criteria 3.1, 3.2 and 3.3.

Include in your resource:

- an explanation of why it is important to take a balanced approach to risk management
- an explanation of the dilemma between the rights and choices of children and young people and health and safety requirements
- an example from own practice of supporting children or young people to assess and manage risk.

Task 3 links to learning outcome 4, assessment criteria 4.1 and 4.2.

Include in your resource:

- an explanation of the policies and procedures of the setting or service in response to **accidents, incidents, emergencies and illness**
- an identification of the correct procedures for recording and reporting accidents, incidents, injuries, signs of illness and other emergencies.

SHC 32: Engage in personal development in health, social care or children's and young people's settings

Unit reference A/601/1429

Level 3

Credit value 3

GLH 10

Unit aim This unit is aimed at those who work in health or social care settings or with children or young people in a wide range of settings. The unit considers personal development and reflective practice, which are both fundamental to such roles.

Learner name:	CACHE Centre no:
CACHE PIN:	ULN:

Learning outcomes The learner will:	Assessment criteria The learner can:	Evidence record e.g. page number & method	Assessor judgement achieved Initial and date
Learning outcomes 2, 3, 4 and 5 must be assessed in real work environments by a qualified vocationally competent assessor. Simulation is not permitted.			
1. Understand what is required for competence in own work role.	1.1. Describe the duties and responsibilities of own work role.		
	1.2. Explain expectations about own work role as expressed in relevant standards .		
2. Be able to reflect on practice.	2.1. Explain the importance of reflective practice in continuously improving the quality of service provided.		
	2.2. Demonstrate the ability to reflect on practice.		
	2.3. Describe how own values, belief systems and experiences may affect working practice.		

Learning outcomes The learner will:	Assessment criteria The learner can:	Evidence record e.g. page number & method	Assessor judgement achieved Initial and date
3. Be able to evaluate own performance.	3.1. Evaluate own knowledge, performance and understanding against relevant standards.		
	3.2. Demonstrate use of feedback to evaluate own performance and inform development.		
4. Be able to agree a personal development plan.	4.1. Identify sources of support for planning and reviewing own development.		
	4.2. Demonstrate how to work with others to review and prioritise own learning needs, professional interests and development opportunities.		
	4.3. Demonstrate how to work with others to agree own personal development plan.		
5. Be able to use learning opportunities and reflective practice to contribute to personal development.	5.1. Evaluate how learning activities have affected practice.		
	5.2. Demonstrate how reflective practice has led to improved ways of working.		
	5.3. Show how to record progress in relation to personal development.		

Learner declaration of authenticity:

I declare that the work presented for this unit is entirely my own work.

Learner signature:

Date:

Assessor sign off of completed unit: SHC 32

I confirm that the learner has met the requirements for all assessment criteria demonstrating knowledge and skills for this unit.

Assessor name:

Signature:

Date:

For e-portfolio a signature is not required, providing the learner has a personalised and secure login.

Additional information about the unit:	
Relationship to occupational standards – provided with the QCF unit	<p>HSC 23 HSC 33 CCLD 304 GEN 12 GEN 13 LDSS</p> <p>Themes recur as knowledge requirements, performance criteria and core values throughout HSC and CCLD NOS.</p>
Guidance for developing assessment arrangements for the unit:	
Unit assessment guidance – provided by the sector	<p>Learning outcomes 2, 3, 4 and 5 must be assessed in real work environments. Simulation is not permitted.</p> <p>Units need to be assessed in line with the Skills for Care and Development QCF Assessment Principles.</p>
Unit Assessment guidance - provided by CACHE	<p>Standards may include:</p> <ul style="list-style-type: none"> • codes of practice • regulations • minimum standards • national occupational standards. <p>Sources of support may include:</p> <ul style="list-style-type: none"> • formal support • informal support • supervision • appraisal • within the organisation • beyond the organisation. <p>Others may include:</p> <ul style="list-style-type: none"> • the individual • carers • advocates • supervisor, line manager or employer • other professionals.

Assessment task – SHC 32 Engage in personal development in health, social care or children's and young people's settings

Task links to learning outcome 1, assessment criteria 1.1 and 1.2.

Personal development and reflective practice is an integral part of working with children and or young people. To support you in reviewing the need for personal development in relation to your work role, produce the following:

- a description of the duties and responsibilities of your own work role
- an explanation of the expectations about your own work role as expressed in relevant **standards**.

(Standards may include: codes of practice, regulations, minimum standards or national occupational standards.)

Section 4: Assessment and quality assurance information for tutors and assessors

Assessment guidance

A recommended range of assessment methods has been identified for the units in this qualification. This gives the opportunity for different learning styles and individual needs of learners to be taken into account.

Recommended range of assessment methods for this qualification

One of the following assessment methods can be chosen to produce evidence.

For Competence / Skills and Knowledge learning outcomes:

- Direct observation of learner by assessor
 - by an assessor who meets the relevant Sector Skills Council's or other assessment strategy/principles and includes inference of knowledge from this direct observation of practice
- Professional discussion
- Expert Witness evidence
 - when directed by the Sector Skills Council or other assessment strategy/principles
- Learner's own work products
- Learner log or reflective diary
- Activity plan or planned activity
- Observation of children, young people or adults by the learner
- Portfolio of evidence
- Recognition of prior learning
- Reflection on own practice in real work environment
- Oral questions and answers¹

For knowledge only learning outcomes:

- Written and pictorial information
- Scenario or case study
- Task set by CACHE (for knowledge learning outcomes)
- Oral questions and answers
- Assessment method devised by Centre and approved by CACHE

If you are proposing to use an assessment method that is not included within the recommended list you should contact your Centre Quality Advisor with full details of your proposed method. It will need formal approval from us before it can be used.

A key to the recommended assessment methods is included in *"How to ... A Guide to Assessing CACHE QCF Qualifications"*, which can be found on cachezone.

¹ Oral questions and answers may be used to evidence understanding of skills based learning outcomes where assessment criteria start with 'Explain' or 'Describe' (or similar words to demonstrate understanding). These can be assessed by the **assessor who is assessing the skills competencies** as it relates to evidence from the workplace.

Assessment strategies and principles relevant to this qualification

The units we offer have been developed in line with the specific **assessment strategies or principles** of different Sector Skills Councils (SSCs) or by us where there is no SSC lead.

The key requirements of the assessment strategies or principles that relate to units in this qualification are **summarised** below. More detailed strategies or principles can be found in the *“How to ... A Guide to Understanding the Requirements of Assessors and Internal Quality Assurers for CACHE QCF Qualifications”*.

The Centre needs to ensure that individuals undertaking assessor or quality assurer roles within your Centre conform to the SSC assessment requirements for the **unit** they are assessing or quality assuring.

Skills for Care and Development Assessment Principles / Teaching Agency (formerly Training and Development Agency for Schools) Assessment Principles / CACHE Assessment Strategy

Knowledge learning outcomes

- **Assessors** will need to be both occupationally knowledgeable and qualified to make assessment decisions
- **Internal Quality Assurers** will need to be both occupationally knowledgeable and qualified to make quality assurance decisions

Competence / Skills learning outcomes

- **Assessors** will need to be both occupationally competent and qualified to make assessment decisions
- **Internal Quality Assurers** will need to be both occupationally knowledgeable and qualified to make quality assurance decisions

Section 5: Feedback

Tell us what you think!

Your feedback is really important to us.

Please take a few moments to tell us how well this document supports you when teaching or studying this qualification.

The form is also available as a separate document on cachezone.

QCF Support Materials Feedback Form

Qualification: CACHE Level 3 Supporting Teaching and Learning in Schools
Qualifications Group (QCF)

Name: _____ **Are you:** a Tutor / a Learner

Centre name: _____ **Centre no.:** _____

Contact details: * **Tel.:** _____

Email: _____

Please rate the following statements on a scale of 1-3:

1 Disagree 2 Tend to agree 3 Agree

1	2	3
---	---	---

1. This document is presented in a clear and accessible way and I can easily find the information I need.

--	--	--

2. This document contains all the information I need to teach or study this qualification.

--	--	--

3. The language used throughout this document is clear, unambiguous and appropriate for both tutors and learners.

--	--	--

4. **Tutors only.** This document has had a positive effect on the way I deliver this qualification.

--	--	--

Please use the space below to provide more detailed comments or additional feedback

*** Please indicate if you would like us to contact you about your feedback**

Yes / No

Please email your completed feedback form to: gcfsupportmaterials@cache.org.uk

Alternatively, you may post or fax your form to:
CACHE QCF Support Materials,
CACHE, Apex House,
81 Camp Road, St. Albans, Herts. AL1 5GB
 Fax: 01727 818613



Section 6: Documents

Useful documents

This section refers to useful documents that can be found on the secure cachezone system, some of which may assist with the delivery of this qualification.

- How to Guide to Assessing CACHE QCF Qualifications
- CACHE How to - Requirements of Assessors and Internal Quality Assurers

Mandatory documents

The completion of an 'Evidence Record' and 'Record of Assessment Cycle' form is **mandatory**. CACHE has devised these templates for your convenience; however, you may design your own forms which comply with the content of the CACHE templates.

- CACHE Evidence Record
- CACHE Record of Assessment Cycle

We have also provided notes to guide you when completing these forms:

- Completing the CACHE Evidence Record
- Completing the CACHE Record of Assessment Cycle

Section 7: Publication history

A comprehensive CACHE QCF Support Materials Publication History, including details of changes made to all CACHE QCF support materials since 2010, is available on [cachezone](#).